


WRITE THE ROOM

Alphabet Activities



Name: _____

Write the Room

Directions: Count the uppercase letters on the card. Find the matching lowercase letter below. Record the number to show how many uppercase letters are on the card.

1	2	3	4	5
4	a	5	b	c
	e	f	g	





Write the Room

Write the Room 1: Print, cut, and laminate the letter cards. Print the recording sheet. Place the letter cards in various places around the room. Students will identify the uppercase letter on the card. They will find the matching letter on their paper and color it to match the uppercase letter on the card.

Note: There are two recording page options included: uppercase letters and lowercase letters {shown in picture on the right}.

Write the Room 2: Print, cut, and laminate the letter cards. Print the recording sheet. Place the letter cards in various spots around the room. Place the letter cards in various places around the room. Students will identify the lowercase letter on the card. They will find the matching letter on their paper and trace it to match the lowercase letter on the card.

Note: There are two recording page options included: uppercase letters {shown in picture on the right} and lowercase letters.




Write the Room Cont.

Write the Room 3: Students will identify the uppercase letter on the activity card. They will count the uppercase letters on the card to find out how many there are. They will find the matching lowercase letter on the recording page and write the number to show how many uppercase letters are on the activity card.

Note: Write the Room 3 includes numbers to 5. There are two activities included in this packet: A – M and N – Z.

Write the Room 4: Students will identify the lowercase letter on the activity card. They will count the lowercase letters on the card to find out how many there are. They will find the matching uppercase letter on the recording page and write the number to show how many lowercase letters are on the activity card.

Note: Write the Room 4 includes numbers to 10. There are two activities included in this packet: A – M and N – Z.



Write the Room Cont.

Write the Room 5: Students will identify the uppercase letter on the activity card. They will count the uppercase letters on the card to find out how many there are. They will find the matching lowercase letter on the recording page and write the number to show how many uppercase letters are on the activity card.

Note: Write the Room 5 includes two sets of activity cards. Both sets of activity cards use the same recording sheet.

Write the Room 6: These cards contain picture cues of common classroom items. The students will use these pictures on their hunt, so you'll want to place the cards near the matching objects in your classroom. Students will find the cards and record the letters on their paper.

Note: Write the Room 6 includes three sets of activity cards. The activity cards are color coded to keep your organized. All three sets of activity cards use the same recording sheet.

