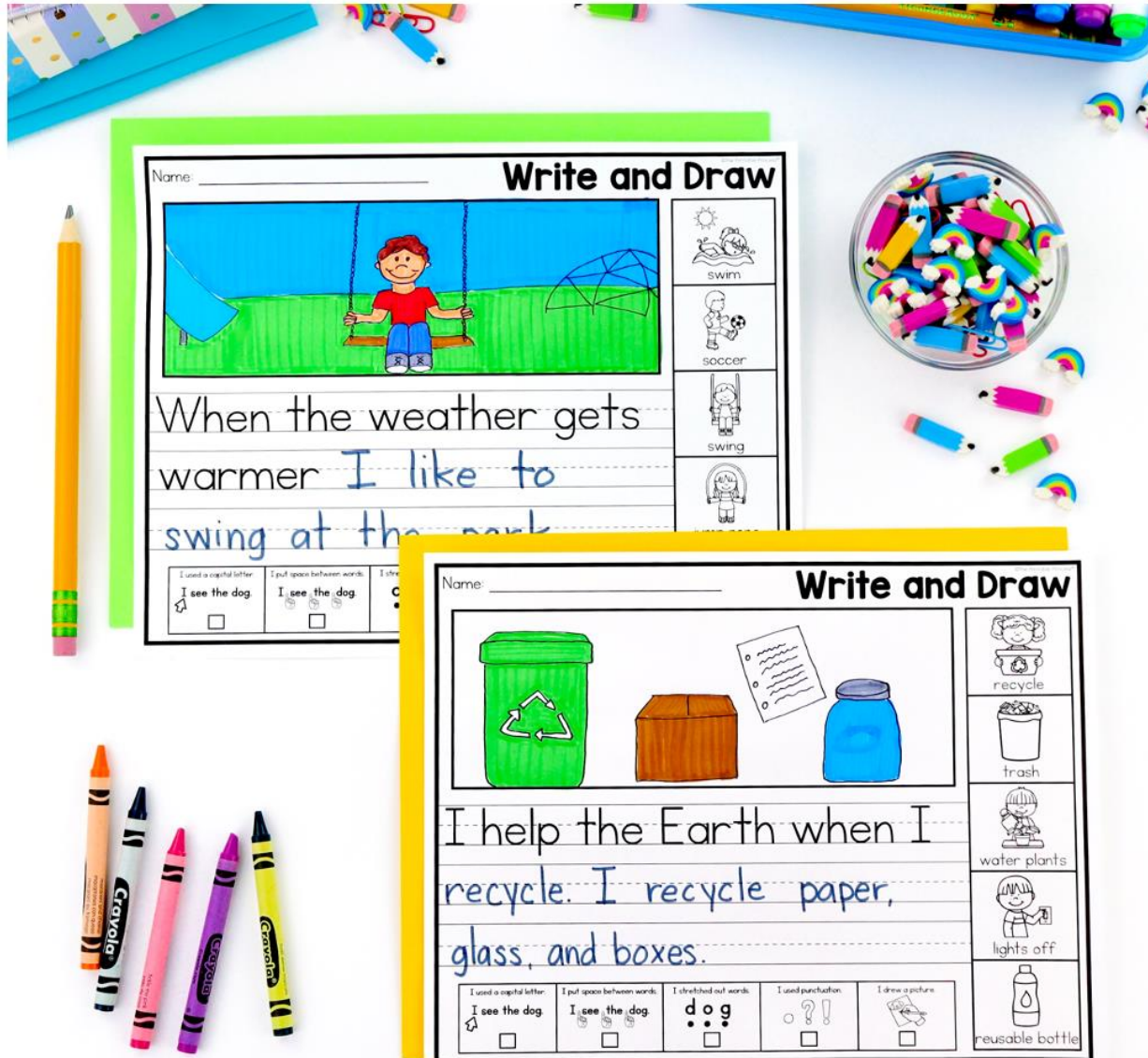


# WRITE AND DRAW MADE FOR KINDERGARTEN



30 print and go writing prompt pages that are perfect for April

Choose from 3 different page versions: solid font, traceable font and no prompt

Includes a mix of seasonal, holiday and anytime writing topics

Use the included front cover to create a monthly writing journal

# What's included?

# WITH SENTENCE STARTER

Each worksheet includes a 'Write and Draw' section with a sentence starter and a drawing box. The sentence starters are:

- April showers
- When the weather is warmer
- Outside I hear
- In the spring I smell
- When it rains I like
- The gardener planted
- I can pick flowers
- At the pond
- If I was a bird
- My favorite insect is
- If I was a zoo animal
- Inside my Easter egg

The word banks include:

- flowers
- strawberries
- animals
- grass
- frog
- lily pad
- duck
- rock
- chocolate
- coin
- jellybeans
- dollar
- toy



Each page includes:

- ✓ Large writing lines
- ✓ Space for students to illustrate
- ✓ A themed picture word bank
- ✓ A writing conventions checklist



# What's included?

# TRACEABLE STARTER

Write and Draw

Name: \_\_\_\_\_

If I had a pet

Write and Draw

Name: \_\_\_\_\_

I can recycle

Write and Draw

Name: \_\_\_\_\_

My favorite place on Earth

Write and Draw

Name: \_\_\_\_\_

If I could stay

Write and Draw

Name: \_\_\_\_\_

When I paint

Write and Draw

Name: \_\_\_\_\_

At the market

Write and Draw

Name: \_\_\_\_\_

To wash a dog

Write and Draw

Name: \_\_\_\_\_

At the golf course

Write and Draw

Name: \_\_\_\_\_

A chef needs

Write and Draw

Name: \_\_\_\_\_

At the skate park

Write and Draw

Name: \_\_\_\_\_

At the snack bar



The writing checklist reminds students to:

- ✓ Use a capital letter
- ✓ Use finger spaces
- ✓ Stretch out words
- ✓ Use punctuation
- ✓ Draw a picture

# FREE WRITING PAGES

# Write and Draw

**Write**

stars


toys


snacks


video games


food/packaging


tools/packages




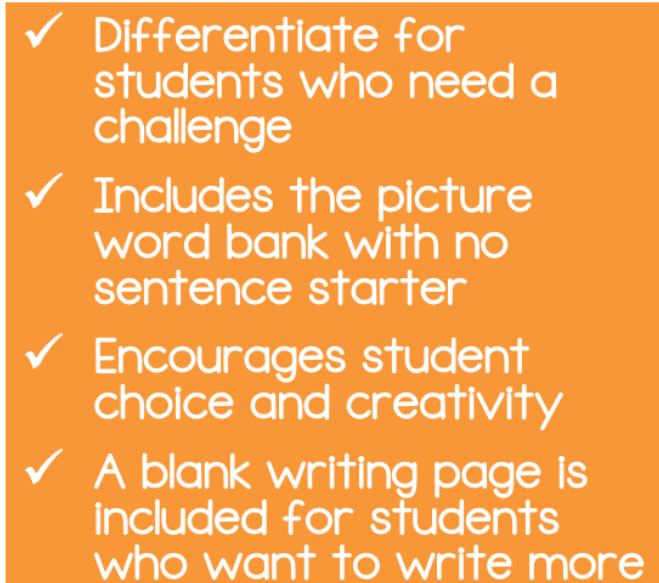








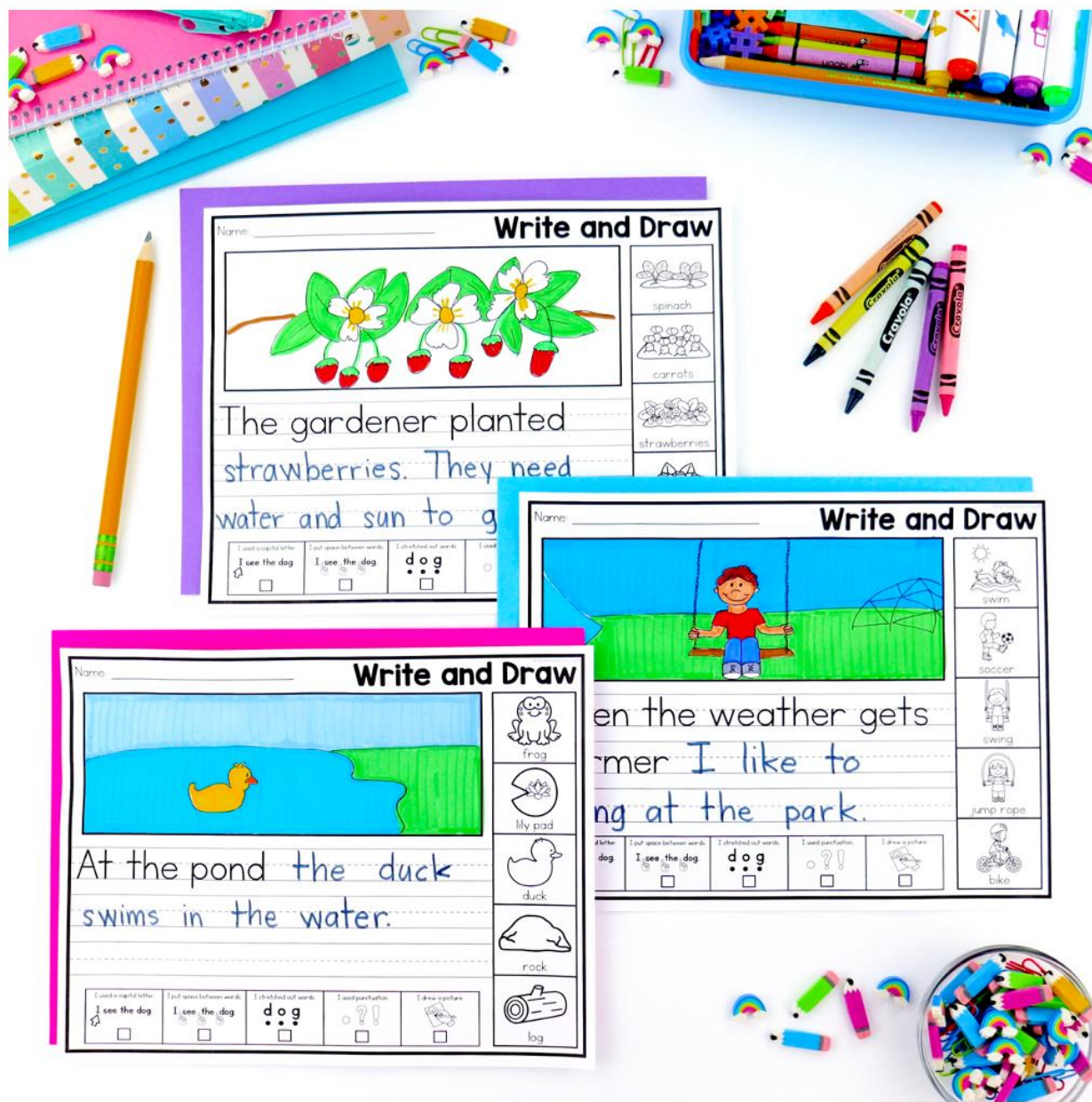






# Check out these

# TEACHER REVIEWS



"This is great. I put this at my writing center and my students have been really enjoying them. They are able to be independent while writing, but it also leaves room for them to phonetically sound out words if they choose to write another sentence." -Emilee M.

"My kids loved using these writing worksheets to practice their writing! It is great because you can also differentiate to meet different levels of writers!" -Ewelina W.

"Great way to reinforce writing a complete sentence with my kinders! They love the choices being on the side. I love the reminders at the bottom and the different printing options for differentiation!" -Amanda D.



# What's included?

## 30 PROMPTS, SUCH AS:

- ✓ Outside I hear
- ✓ In the spring I smell
- ✓ When it rains I like to
- ✓ The gardener planted
- ✓ At the pond
- ✓ If I were a bird
- ✓ My favorite insect is
- ✓ If I went to the zoo
- ✓ Inside my Easter egg
- ✓ I help the Earth when I
- ✓ When I paint
- ✓ At the market
- ✓ To wash a dog
- ✓ To make a banana split
- ✓ On a hike





# Check out the


# YEAR LONG BUNDLE



"I like the structure this resource provides students, so they always know what to expect and were able to become more independent with their writing." -Jill P.

Check out the complete Kindergarten Writing Prompts bundle with 270 seasonal and anytime prompts that can be used throughout the year.

Name: \_\_\_\_\_ **Write and Draw**



My favorite farm animal is a pig. They are and like to play in the

I used a capital letter. I see the dog. I put space between words. I stretched out words. I used punctuation.

Name: \_\_\_\_\_ **Write and Draw**



In March I plant a flower garden with my




Name: \_\_\_\_\_ **Write and Draw**



To wash a car you need to get it wet with the hose.

I used a capital letter. I see the dog. I put space between words. I stretched out words. I used punctuation. I drew a picture.



**CLICK HERE**  
to see the entire bundle