


Letter Match Trail

Interactive Partner Game



Created by The Printable Princess

Letter Match Trail

To prepare this activity simply print and laminate the game mats.

Students will each need a game piece such as a mini eraser or plastic cube for this activity. They will also need a plastic spinner or a paperclip and pencil to make a spinner.


This game can be played with a partner or a small group. These are quick games which are perfect for morning tubs, early finishers, or as time fillers.

Students will start on the first space in the upper left corner of the game board. They will spin the spinner and identify the letter. They will identify the letters on the trail and move their game piece to the nearest letter that matches the letter they spun. The gray shaded themed spaces are free spaces.

The first player to make it all the way around to the last space on the game board is the winner. To win the game, the player must spin the final letter shown in the last space on the game board.

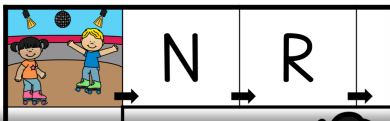


Letter Match Trail



INCLUDES 12 GAMES


Letter Match




Letter Match Trail



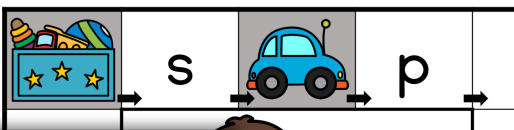
Letter Match Trail




Letter Match Trail




Letter Match Trail



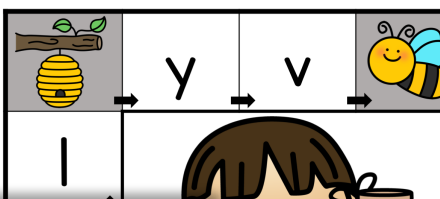
Letter Match Trail




Letter Match Trail



Letter Match



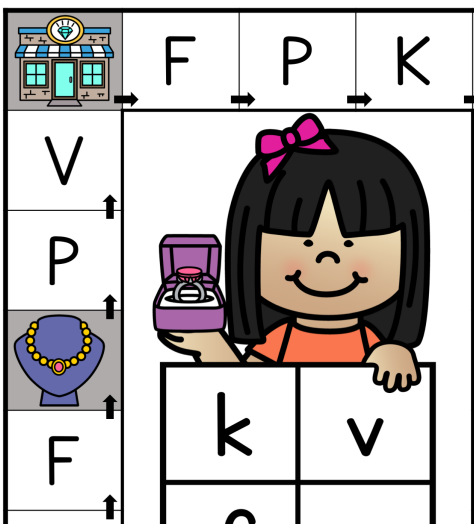
Letter Match Trail




Letter Match Trail



Letter Match Trail



Letter Match Trail



LETTER MATCHING

Created by The Printable Princess