



A YEAR OF TEN FRAMES















Includes Numbers to 30

A Year of Ten Frames: Turkeys


A Year of Ten Frames: Turkeys

Build the Number



The Printable Princess



Thank You

Thank you so much for purchasing this resource! I sincerely hope you and your students enjoy the activities and that it makes learning fun. I also hope that you find it helpful and easy to use.

Please Note: This file is licensed for a single classroom use only. You may not share, redistribute, or sell the contents of this packet in any way (electronically or giving away a hard copy). You may not place any parts of this file on the Internet or school website. If you are planning to share this packet with a colleague or an entire team, please visit my store to purchase additional licenses at a discounted price.

If you are not already doing so, I would love for you to follow me on TpT! It's a great way to stay connected and up-to-date on the latest products and FREEBIES!

Click on the link below to visit
[The Printable Princess on TpT.](#)

If you have any questions,
please do not hesitate to e-mail me.
theprintableprincess@gmail.com

Visit my website:

www.theprintableprincess.com




About this resource...

This resource includes ten frame mats and number cards for the entire school year. There are three themes included for each month. Each month includes numbers to 10, 20, and 30. This way you can differentiate the activities for students and be assured the numbers included for the month are what your students are working on.

Each theme includes three options of ten frame mats, number cards to 30, and corresponding no prep pages. You can have students use mini erasers, math cubes, or other small manipulatives to show the number on the ten frame.

To prep this activity, just print and laminate the ten frame mats. Print, cut, and laminate the number cards. (You can punch a hole in these and store them on a metal ring.) Then add your choice of manipulatives.

This activity works well for small group instruction, extra practice, or a math center.



A Year of Ten Frames
School Bus

0

1

2

3

4

Build the Number

Name: _____

9

1

4

7

6

Build the Number

7

Build the Number

Name: _____

10

5

8

4

6

Build the Number

16

Build the Number

15

16

Build the Number

14

Build the Number

Build the Number

Name: _____

20

14

18

17

12

Build the Number

17

Build the Number

14

Build the Number

Build the Number

20

Build the Number

Build the Number

Name: _____

25

28

23

Build the Number

28

Build the Number

Name: _____

29

30

21

25

Build the Number

27

Table of Contents

A Year of Ten Frames:

Aug./Sept. <u>School Bus</u> <u>Backpacks</u> <u>Apples</u>	October <u>Fire Safety</u> <u>Pumpkins</u> <u>Candy Corn</u>	November <u>Fall Leaves</u> <u>Acorns</u> <u>Turkeys</u>
December <u>Holiday Train</u> <u>Gingerbread</u> <u>Hot Cocoa</u>	January <u>Snowmen</u> <u>Mittens</u> <u>Penguins</u>	February <u>Groundhog</u> <u>Hearts</u> <u>Dental Health</u>
March <u>Let's Read</u> <u>Leprechaun</u> <u>Flowers</u>	April <u>Butterflies</u> <u>Ladybugs</u> <u>Earth Day</u>	May / June <u>Sea Shells</u> <u>Surf Shop</u> <u>Watermelon</u>

A Year of Ten Frames

August & September

Themes:

School Bus

Backpacks

Apples


Build the Number

Place card here.



Build the Number

Place card here.



Build the Number

Place card here.



Build the Number



A Year of Ten Frames

School Bus



The Printable Princess

0



1



2



3



4



5



6



7



8



9



10



11



12



13



14



15



16



17

18



19

20



21



22



23



24



25



26



27

28



29

30



Name: _____

Build the Number

7



6



2



4



5



1



3



9



10



8



Name: _____

Build the Number

14



18



11



20



17



15



19



12



13



16



Name: _____

Build the Number

21



30



28



24



27



22



Name: _____

Build the Number

23



21



27



29



26



25

