


Teen Numbers 11 – 20 Trail

Interactive Partner Game



11 - 20 Number Trail


To prepare this activity simply print and laminate the game mats.

Students will each need a game piece such as a mini eraser or plastic cube for this activity. They will also need a plastic spinner or a paperclip and pencil to make a spinner.

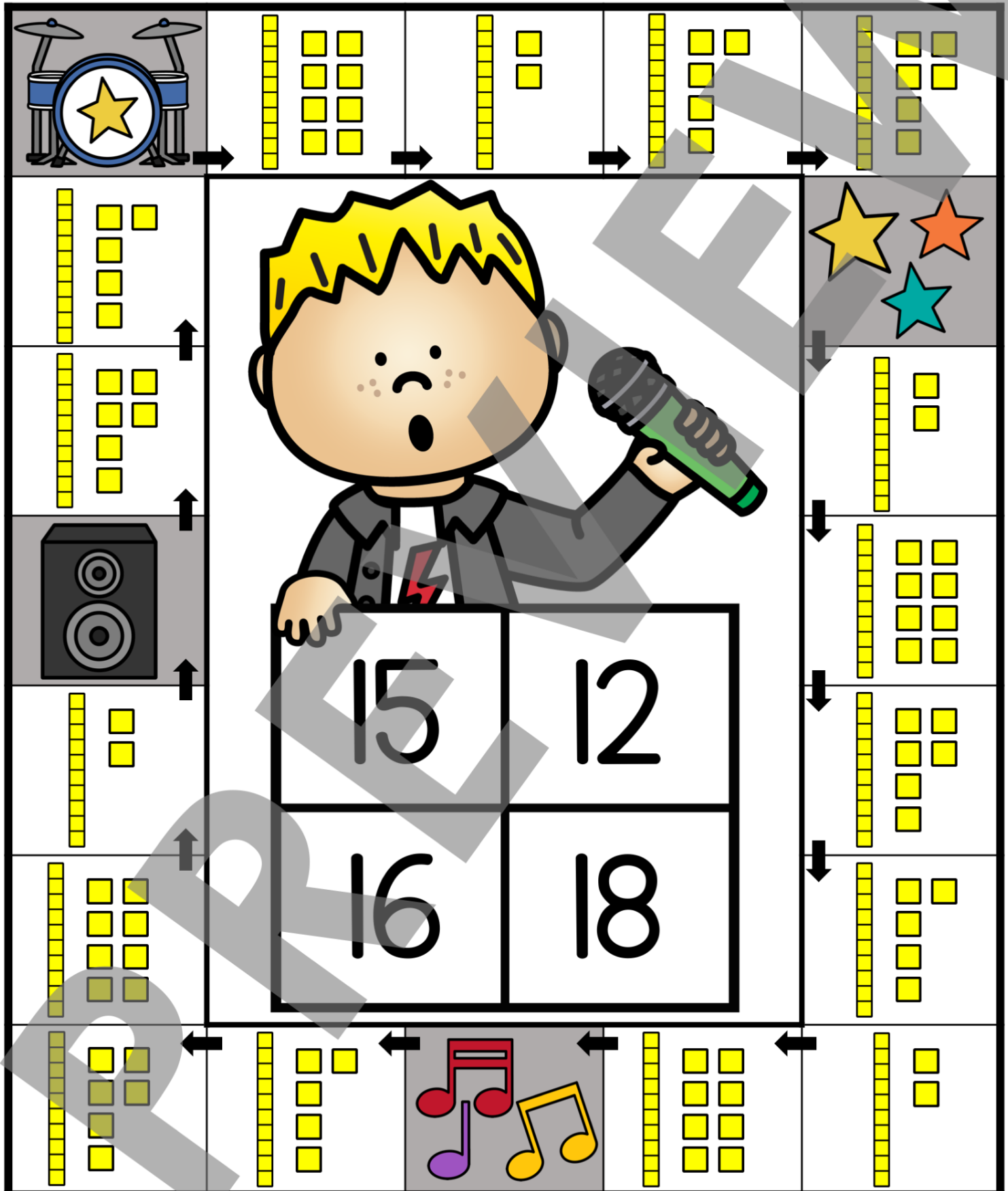
This game can be played with a partner or a small group. These are quick games which are perfect for morning tubs, early finishers, or as time fillers.

Students will start on the first space in the upper left corner of the game board. They will spin the spinner and identify the number. They will identify the numbers on the trail and move their game piece to the nearest number that matches the one they spun. The gray shaded themed spaces are free spaces.

The first player to make it all the way around to the last space on the game board is the winner. To win the game, the player must spin the final number shown in the last space on the game board.




II - 20 Number Trail



INCLUDES 12 GAMES


II - 20 Number

10 + 5 10 + 2 10




II - 20 Number

10 + 4 10 + 7 10 + 9



II - 20 Number Trail


SECRET AGENT 1 tens 3 ones 1 tens 7 ones 1 tens 5 ones 1 tens 1 ones



II - 20 Number Trail

2 tens 0 ones 6


1 tens 8 ones 1 tens 6 ones





II - 20 Number Trail

1 ten 9 ones 1 tens 1 ones 1 tens 2 ones 1 tens 9 ones



1 tens 2 ones





II - 20 Number Trail





II - 20 Number Trail





II - 20 Number



II - 20 Number Trail





II - 20 Number



12	18
16	14

II - 20 Number




19	17
----	----

II - 20 Number Trail

10 + 10 10 + 6 10 + 1

10 + 1 10 + 4 10 + 10 10 + 6 10 + 4



11	20
14	16

NUMBERS II - 20

Created by The Printable Princess