

SPIN A WORD BUNDLE

SPIN A WORD

CVC Words



SPIN A WORD

CVCE Words



SPIN A WORD

Short Vowel Words



SPIN A WORD

Blends and Digraphs



Created by The Printable Princess

Table of Contents: CVC Words

Word Family	Page Number
-ab	<u>6</u>
-ad	<u>8</u>
-ag	<u>10</u>
-am	<u>12</u>
-an	<u>14</u>
-ap	<u>16</u>
-at	<u>18</u>
-ed	<u>20</u>

Word Family	Page Number
-eg	<u>22</u>
-en	<u>24</u>
-et	<u>26</u>
-ig	<u>28</u>
-in	<u>30</u>
-ip	<u>32</u>
-it	<u>34</u>
-ob	<u>36</u>

Word Family	Page Number
-og	<u>38</u>
-op	<u>40</u>
-ot	<u>42</u>
-ub	<u>44</u>
-ug	<u>46</u>
-um	<u>48</u>
-un	<u>50</u>
-ut	<u>52</u>

Table of Contents: CVCe Words

Word Family	Page Number
-ace	<u>6</u>
-age	<u>8</u>
-ake	<u>10</u>
-ale	<u>12</u>
-ame	<u>14</u>
-ane	<u>16</u>
-ase	<u>18</u>
-ate	<u>20</u>
-ave	<u>22</u>

Word Family	Page Number
-ice	<u>24</u>
-ide	<u>26</u>
-ike	<u>28</u>
-ile	<u>30</u>
-ime	<u>32</u>
-ine	<u>34</u>
-ipe	<u>36</u>
-ire	<u>38</u>
-ive	<u>40</u>

Word Family	Page Number
-obe	<u>42</u>
-oke	<u>44</u>
-ole	<u>46</u>
-one	<u>48</u>
-ose	<u>50</u>
-ote	<u>52</u>
Mixed U	<u>54</u>
Mixed U	<u>56</u>
Mixed U	<u>58</u>

Table of Contents: Short *i* Vowel

Word Family	Page Number
-ack	<u>6</u>
-all	<u>8</u>
-amp	<u>10</u>
-and	<u>12</u>
-ant	<u>14</u>
-ash	<u>16</u>
-eck	<u>18</u>
-ell	<u>20</u>

Word Family	Page Number
-end	<u>22</u>
-est	<u>24</u>
-ick	<u>26</u>
-ill	<u>28</u>
-ing	<u>30</u>
-ink	<u>32</u>
-ish	<u>34</u>
-ock	<u>36</u>

Word Family	Page Number
-old	<u>38</u>
-op	<u>40</u>
-uck	<u>42</u>
-ump	<u>44</u>
-ung	<u>46</u>
-unk	<u>48</u>
-ush	<u>50</u>

Table of Contents: Blends & Digraphs

Word Family	Page Number
bl-	<u>6</u>
cl-	<u>8</u>
fl-	<u>10</u>
gl-	<u>12</u>
pl-	<u>14</u>
sl-	<u>16</u>
br-	<u>18</u>
cr-	<u>20</u>
dr-	<u>22</u>


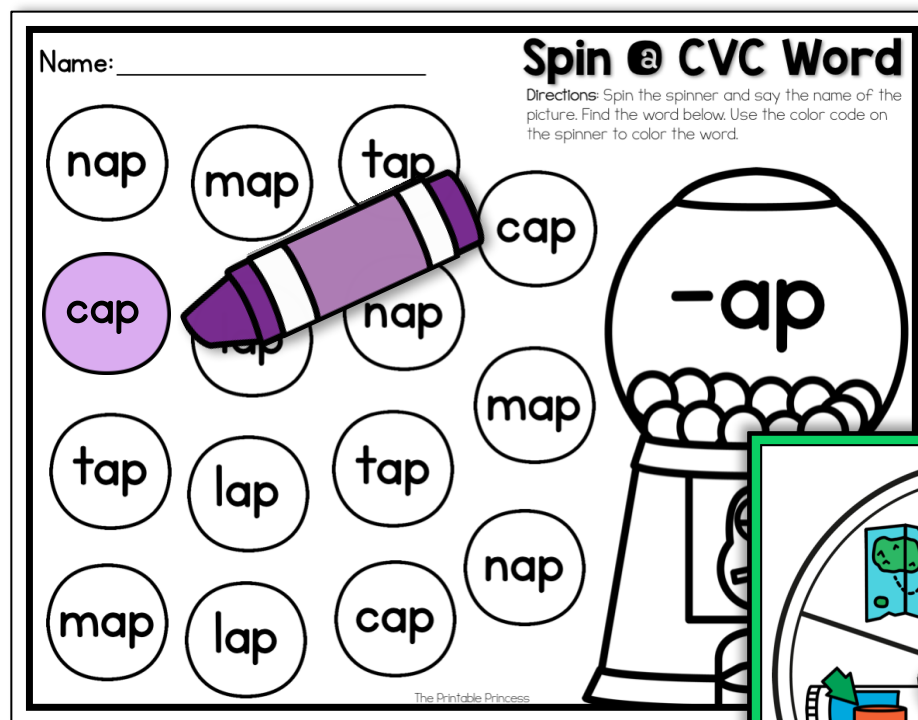
Word Family	Page Number
fr-	<u>24</u>
gr-	<u>26</u>
pr-	<u>28</u>
tr-	<u>30</u>
sc-	<u>32</u>
sk-	<u>34</u>
sm-	<u>36</u>
sn-	<u>38</u>
sp-	<u>40</u>

Word Family	Page Number
st-	<u>42</u>
sw-	<u>44</u>
ch-	<u>46</u>
sh-	<u>48</u>
th-	<u>50</u>
wh-	<u>52</u>
kn-	<u>54</u>
qu-	<u>56</u>

About this Activity...


Prep Work: Print, cut out, and laminate the word family spinner. Print and laminate the "I Can" visual directions page. Print the corresponding "Spin a CVC Word" recording sheet. Students will need a paper clip and a pencil to make a spinner. Students can use crayons, color pencils, markers, or bingo dabbers to mark their answers. **Teacher Tip:** You could also slide the recording sheet in a page protector and have students use plastic math cubes to mark their answers.

Directions: Students will spin the spinner and say the name of the word family picture. They will find the corresponding word on their paper and color the picture using the color code on the spinner. They will continue to color and spin until all of the pictures have been colored.





I Can...

1. Spin the spinner and say the name of the picture.



2. Find the word on my paper. Color the picture using the color code on the spinner.





cab

dab

gab

lab

tab

-ab family

Name: _____

Spin @ Word Family

Directions: Spin the spinner and say the name of the picture. Find the word below. Use the color code on the spinner to color the word.

cab

dab

gab

lab

tab

lab

cab

-ab

dab

dab

gab

tab

tab

lab

cab

gab

