














ROLL AND RACE

CVC WORD FAMILIES

Roll and Race
-AT word family



		hat			
	cat	hat		rat	
	cat	hat		rat	sat
bat	cat	hat	mat	rat	sat
 bat	 cat	 hat	 mat	 rat	 sat
					

The Printable Princess

About this resource...

This resource includes 21 no prep Roll and Race games to help your students practice reading, spelling, and writing CVC word families. These activities are great for morning tubs, homework, sub tubs, time fillers, or literacy centers.

You can print the game boards on color paper, slide them into a page protector, and have students use dry erase markers. You can also print the game boards and use them as consumable activities.



Each player will need a copy of the game board and writing utensils. Players will also need a dot cube to share. Students can play this game with a partner or independently.

How to play:

Students will take turns rolling the dot cube. They will read the CVC word at the bottom of the corresponding column. They select the first available space from that column and write the CVC word. For example, if they roll a two, they will write the CVC word in the next empty space in column two. The first player to reach the end of a column wins.

Other ideas for use:

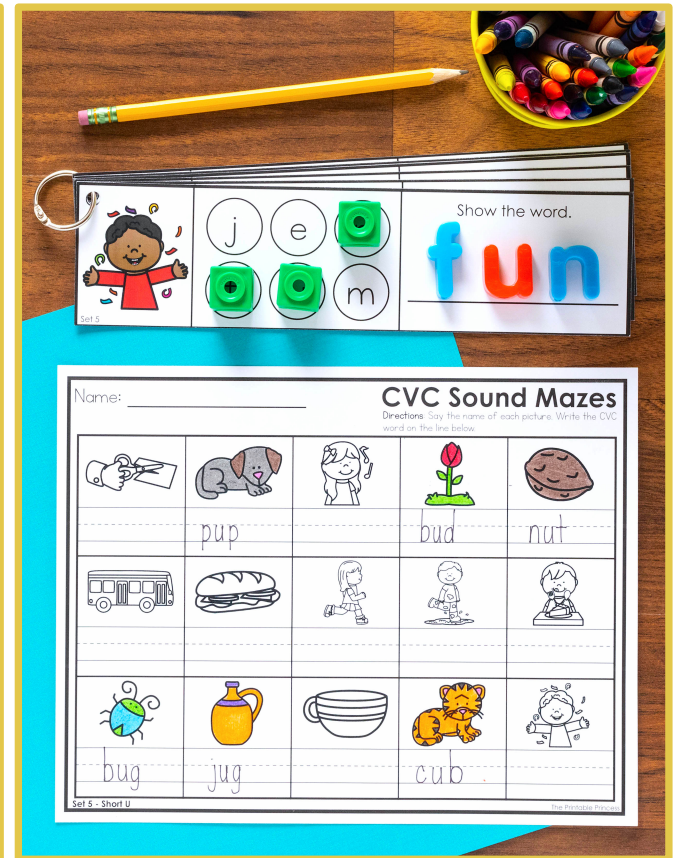
1. Students can select six different colors to color the dice on their game board. Students play by writing the words using their color code. This works best as a consumable activity.
2. Instead of writing the word in the column, students can spell the word orally or use magnetic letters to spell the word. They can use a mini eraser or plastic math cube to cover the spaces.



THANK YOU TO THE FOLLOWING...



for sharing your talent!



Click on the pictures above to check out other [CVC activities](#)!