

Roll & Match the Colors

Fine Motor Color Matching Mats

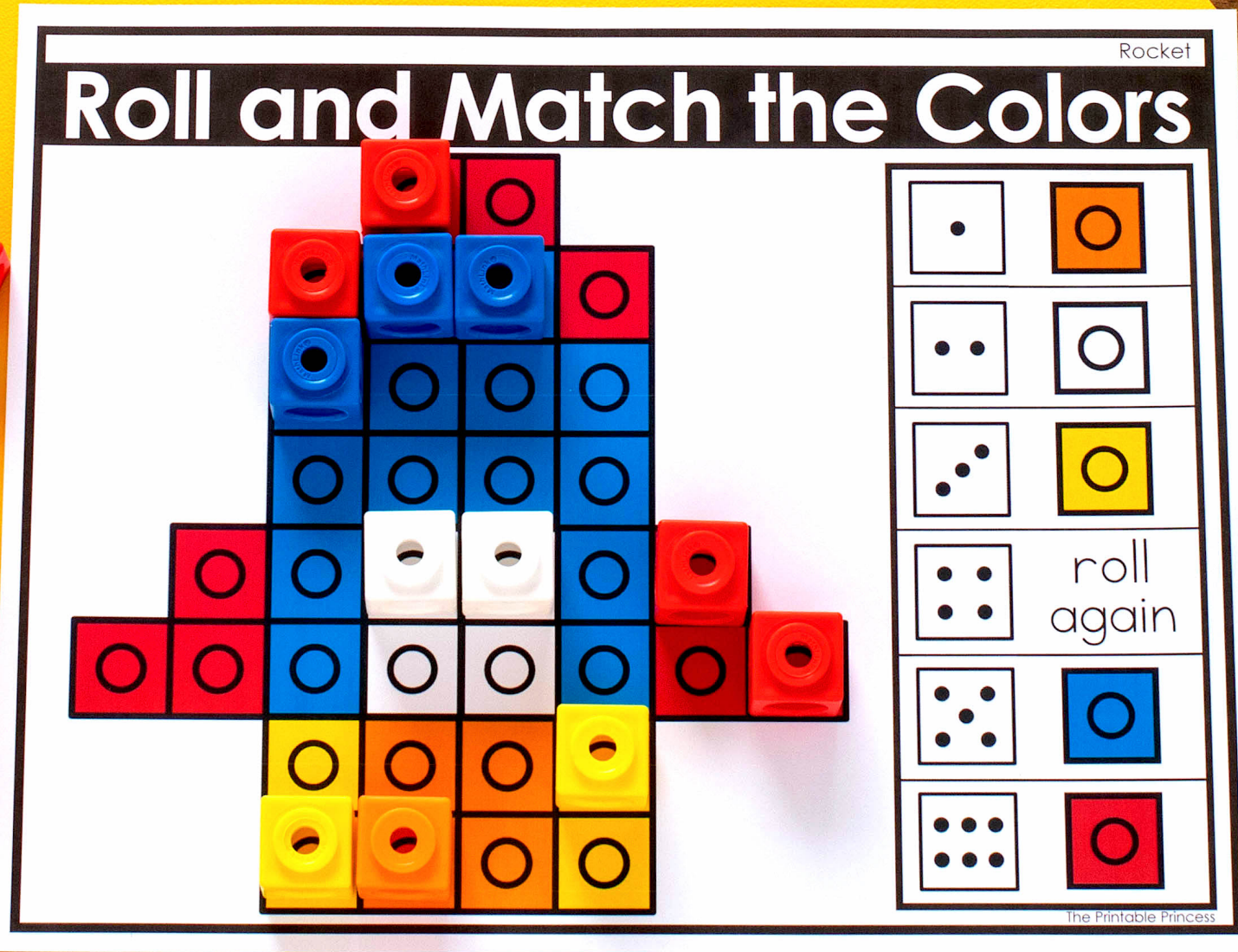


Table of Contents: Roll and Match the Colors

Activity Name	Pages
About this Resource	<u>4</u>
Level 1: Directions & I Card Directions - Color Matching	<u>5</u>
Theme: Clothing - Color Matching	<u>6 - 10</u>
Theme: Food - Color Matching	<u>11 - 15</u>
Theme: Monsters - Color Matching	<u>16 - 20</u>
Theme: Pets - Color Matching	<u>21 - 25</u>
Theme: Pirates - Color Matching	<u>26 - 30</u>
Theme: Outer Space - Color Matching	<u>31 - 35</u>
Theme: Sports - Color Matching	<u>36 - 40</u>
Theme: Transportation - Color Matching	<u>41 - 45</u>
Level 2: Directions & I Card Directions - Color Words	<u>46</u>
Theme: Clothing - Color Words	<u>47 - 51</u>
Theme: Food - Color Words	<u>52 - 56</u>
Theme: Monsters - Color Words	<u>57 - 61</u>
Theme: Pets - Color Words	<u>62 - 66</u>
Theme: Pirates - Color Words	<u>67 - 71</u>
Theme: Outer Space - Color Words	<u>72 - 76</u>
Theme: Sports - Color Words	<u>77 - 81</u>
Theme: Transportation - Color Words	<u>82 - 86</u>

About this Resource...

This resource was designed to be a fun, hands-on way for students to practice matching colors and color words. Plus it makes a great independent activity or partner game.


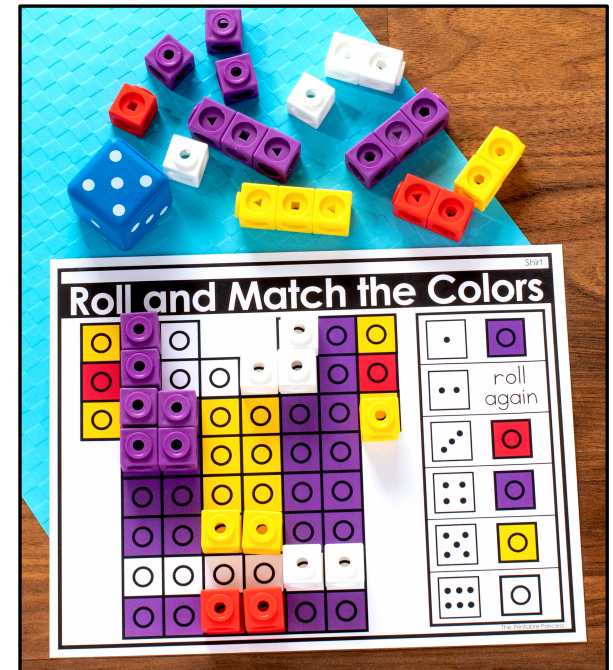
There are a total of 80 mats, with two options included: color matching (40 mats) and color words (40 mats). Color matching mats begin on page 5. Color word mats begin on page 46.

Eight year-round themes included: clothing, food, monsters, pets, pirates, outer space, sports, and transportation. Each theme has five activity mats. The picture name for each activity mat is located in the upper right corner.

No recording sheets are needed so students can use these as morning tub activities, centers, early finishers, indoor recess, or just for fun.

The mats are easy to prep. Just print on cardstock and laminate for durability (or slide in a page protector). Also included are two "I Can" visual directions pages.

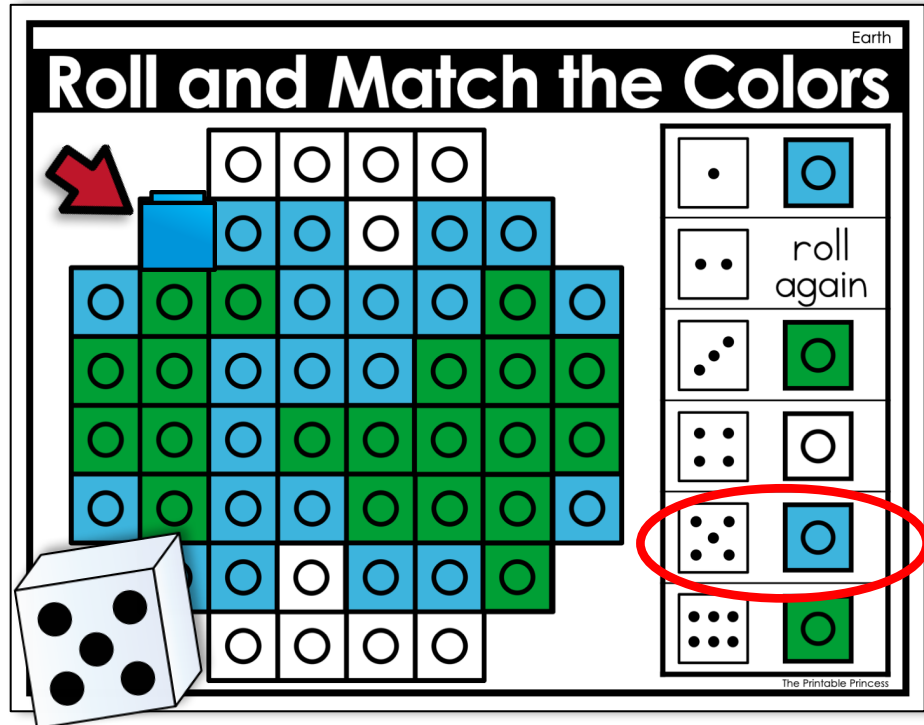
The mats can be used with or without the dot cube. If you're short on time, students can simply use the model image on the mat to assemble the picture using plastic cubes. For a longer activity, add the dot cube option and have students assemble the picture once the mat is filled.



Roll & Match the Colors

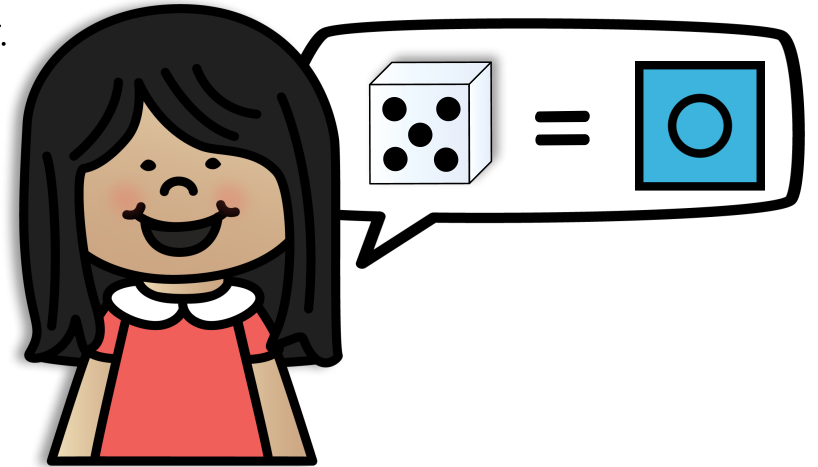
Prep Directions: Print and laminate the activity mat. Students will need a dot cube and color corresponding plastic cubes.

Activity Directions: Students will roll a dot cube and identify the color. They will cover a space on the activity mat to match the color. They will continue to play until all of the spaces are covered. You can use this as a partner game. Students take turns and the first player to complete their picture wins.

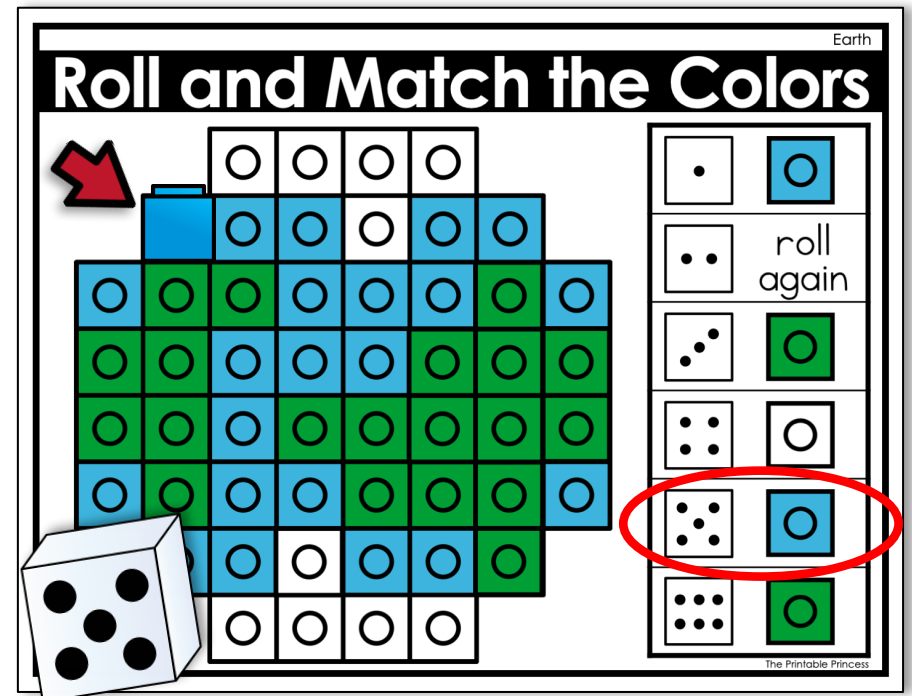


I Can...


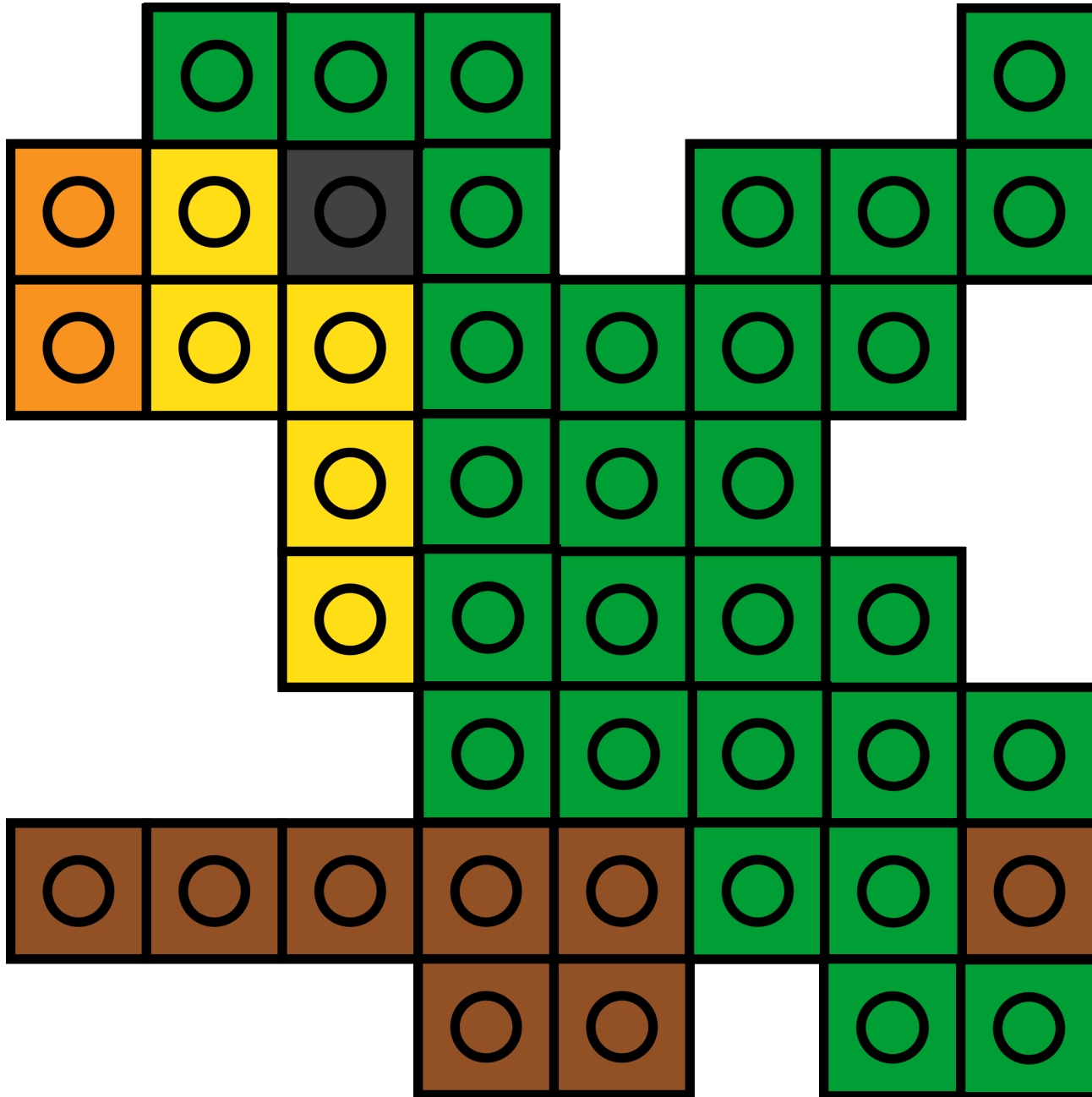
1. Roll the dot cube and identify the color.



2. Cover a space on the activity mat to match the color.



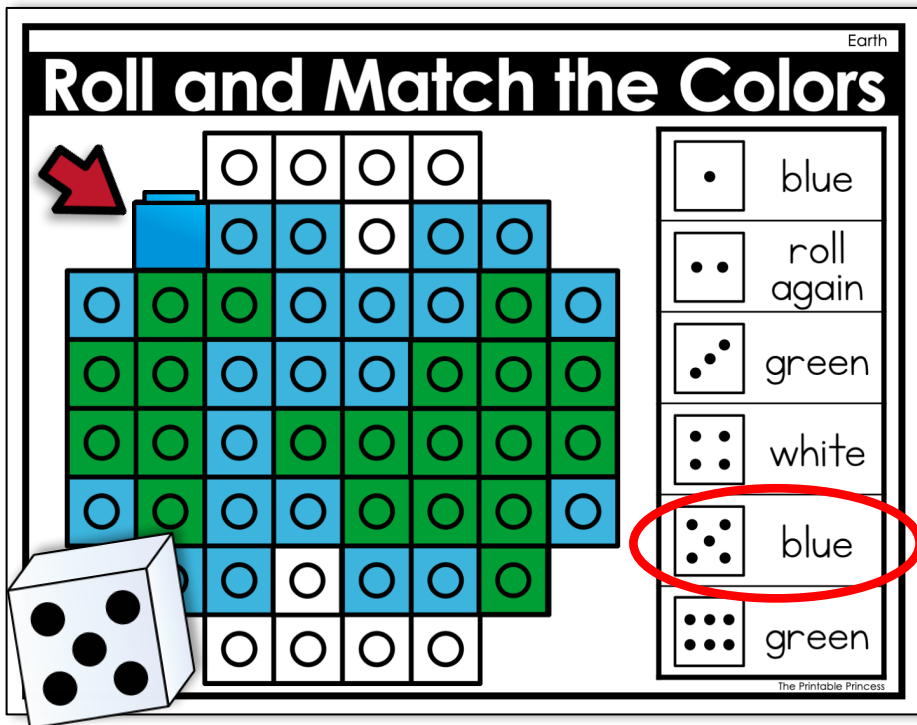
Roll and Match the Colors



Roll & Match the Colors


Prep Directions: Print and laminate the activity mat. Students will need a dot cube and color corresponding plastic cubes.

Activity Directions: Students will roll a dot cube and read the color word. They will cover a space on the activity mat to match the color word. They will continue to play until all of the spaces are covered. You can use this as a partner game. Students take turns and the first player to complete their picture wins.

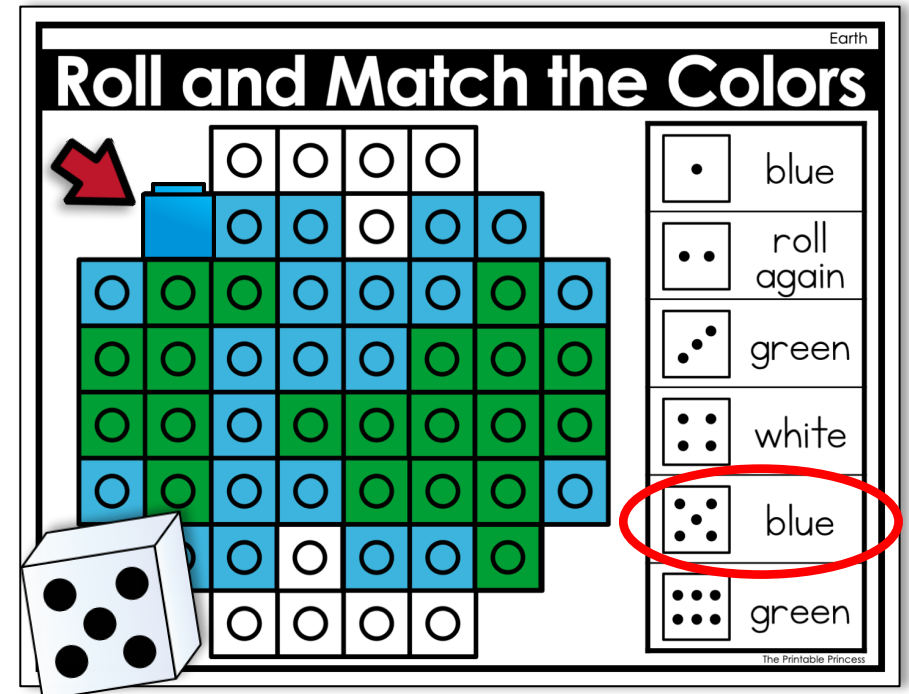


I Can...

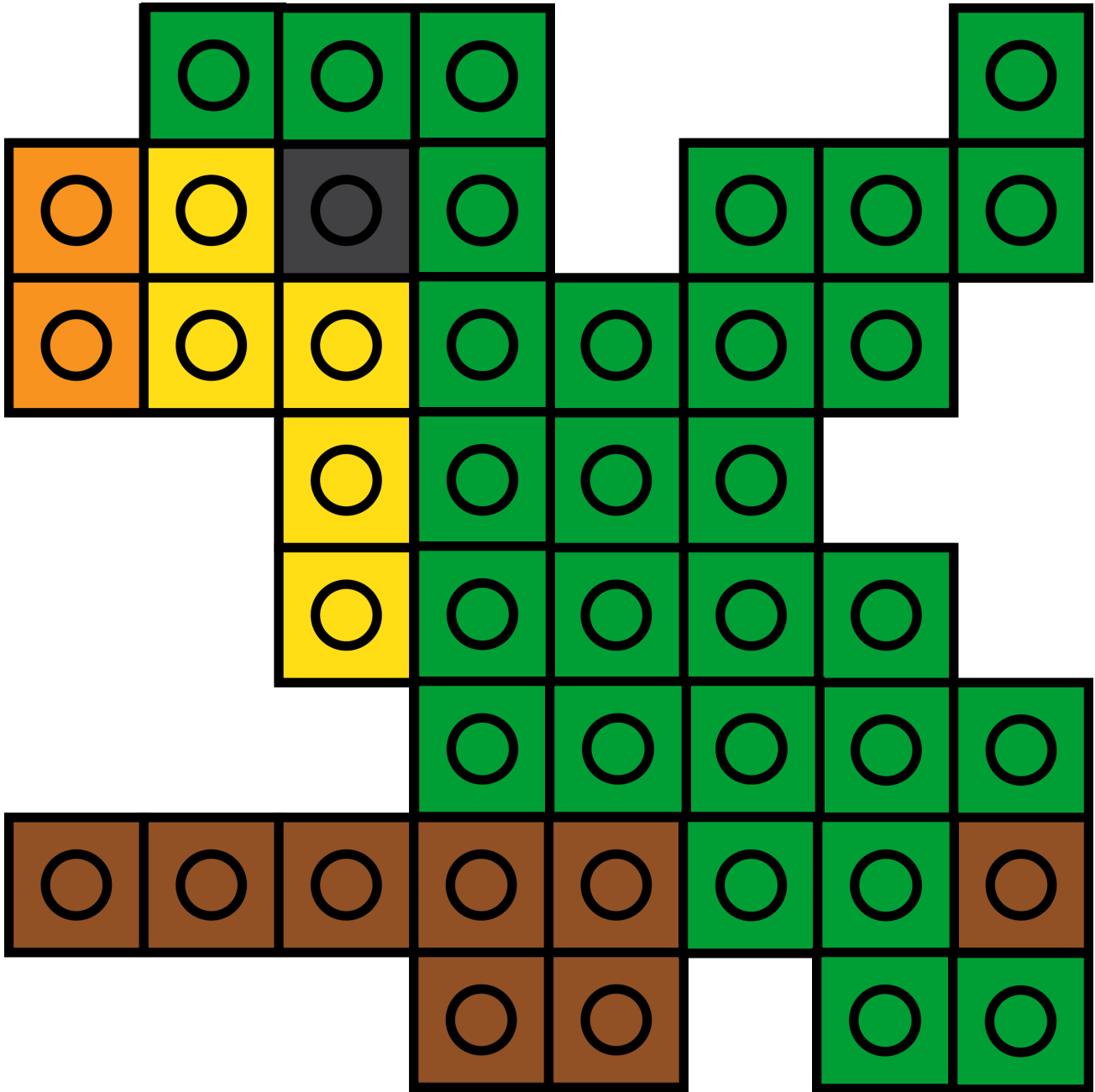
1. Roll the dot cube and read the color word.









2. Cover a space on the activity mat to match the color word.



Roll and Match the Colors



	orange
	brown
	yellow
	black
	green
	green




TERMS OF USE

You May	You May NOT
<ul style="list-style-type: none">● Make as many printed copies as you need for your own classroom and personal use.● Purchase additional licenses for colleagues at a discounted rate by visiting your "My Purchases" tab on TpT.● Save this file to your home or school computer.● Share ONLY the cover page of this product on your blog, social media account, etc. with a link back to the product in my TpT shop.● <u>Thank you for respecting my work.</u>	<ul style="list-style-type: none">● Post <u>ANY</u> part of this document on <u>ANY</u> website, blog, shared clouds or drives, etc. (Including personal, classroom, or school websites)● Share this item with other teachers, your team, or your school/district (either digitally in ANY way or by copying it via a copy machine or printer). Please direct them to this product on TpT.● Sell this item or benefit financially in any way from this file.

Copyright The Printable Princess, Inc. All rights reserved. Permission is granted to make printed copies specifically for student or teacher use by the original purchaser/licensee only.

Reproduction of any part of this product for any other purpose is strictly prohibited, which includes but is not limited to: sharing or distributing any part of this product by way of making printed copies, sharing or distributing any part of this product by posting it online (including personal or classroom websites). Posting any part of this product online is detectable and is in violation of The Digital Millennium Copyright Act (DMCA).



let's connect



Just click the buttons above!

