


RHYMING NO PREP






35 PRACTICE PAGES



Name: _____

Rhyming Sort 1

Directions: Color and cut out each picture. Glue the pictures in the correct columns.

Rhymes with	Rhymes with	Rhymes with
 bun	 den	 van
Glue here		
Glue here	Glue here	Glue here

The Printable Princess

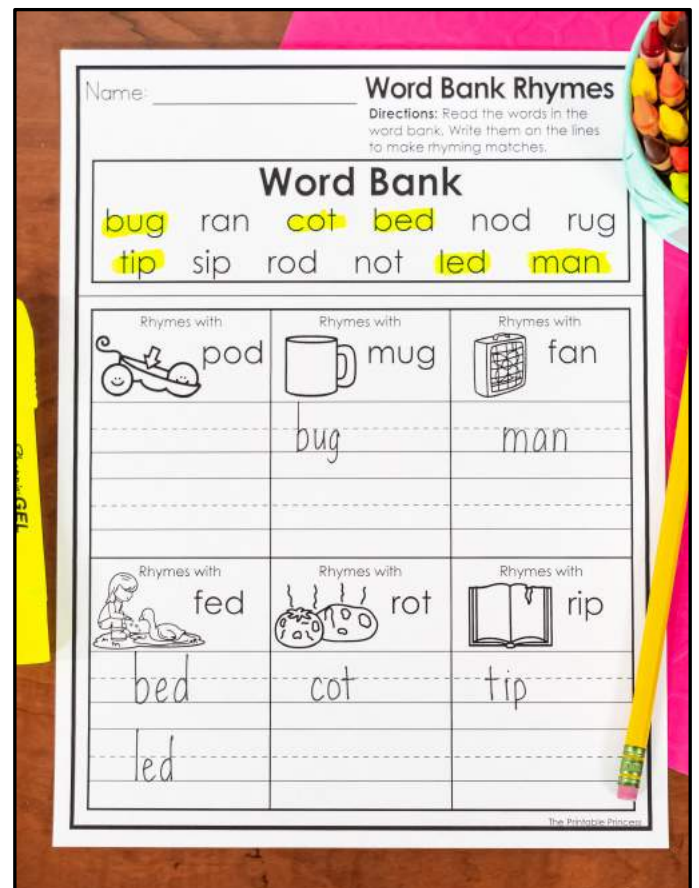

About this resource...

This resource includes 35 no prep pages to practice rhyming words. Just print and add pencils, crayons, or bingo dabbers. Some of the pages require students to cut and paste their answers.

Several of the pages have the picture names written underneath the picture. For the pages without picture names, you can find those on page 4.

With the exception of "Find the Rhymes" - most practice pages include at least two versions: a simple CVC version and a separate version using more difficult words. This allows you to differentiate the work or use this packet throughout the year.

There is also a variety of skill levels included. While the pages at the beginning of this resource prompts students to match, color, or cut and paste the rhymes. The pages towards the end of this resource instruct students to read, create, and/or write their own rhymes.



Rhyming No Prep Picture Names

Find the Rhymes 1	frog, star, dog, car skate, moon, gate, spoon purse, pour, door, nurse honey, bunny, boy, toy coat, chair, bear, boat
Find the Rhymes 2	train, glue, clue, rain tie, pie, torn, corn saw, mouse, paw, house town, fork, cork crown suit, dew, fruit, screw
Thumbs Up Rhymes 1	tag, bag wax, jug rip, get rib, nod pen, hen pot, hot fox, hut six, mix mud, bud can, web
Thumbs Up Rhymes 2	van, can wet, pot ten, bus fig, leg log, fog cab, dab rob, six bed, red fit, pit tux, map
Does it Rhyme? 1	kit, pit hop, pen mat, bat pin, bin hen, fix pad, tux
Does it Rhyme? 2	train, rain fire, feet ball, bag paw, saw map, mermaid car, jar
Let's Rhyme 1	tap, hop, nap, mop, cop, map
Let's Rhyme 2	crack, quack, clock, snack, lock, sock
Dino Rhymes	hut, log, hen, fan, wig, nut, dog, pig, man, pen
Tweet Rhymes	four, star, snow, mouse, bow, barn, door, yarn, house, car
Rhyming Sort 1	fun, can, men, fan, sun, hen
Rhyming Sort 2	note, name, dime, lime, vote, game
Cut & Paste Rhymes 1	rot, hot, dig, wig, wed, bed, rag, tag, gum, hum Answers: bag, pig, pot, red, sum
Cut & Paste Rhymes 2	tank, sank, chop, stop, mow, snow, cash, flash, sold, cold Answers: shop, lash, gold, bank, bow

Name: _____



lab



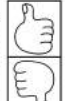
pop

**Color the Rhyme 1**

Name: _____

Thumbs Up Rhymes 2

Directions: Say the name of each picture. Color the thumbs up if they rhyme. Color the thumbs down if they don't rhyme.

**Find**

Directions: Find the picture that rhymes.

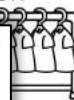
Name: _____

Let's Rhyme 2

Directions: Color and cut out each picture. Glue the pictures in the correct columns.

Rhymes with rack

Rhymes with block

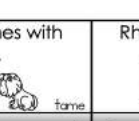
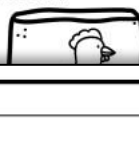


Glue here

Glue here

Dino Rhymes

Directions: Color the pictures that rhyme the same color.



Name: _____

Does It Rhyme? 1

Directions: Look at the pictures to decide if they rhyme. Glue the pictures in the correct columns.

YES

NO

Glue here

Glue here

Glue here

Name: _____


Rhyming Sort 2

Directions: Color and cut out each picture. Glue the pictures in the correct columns.

Rhymes with

Rhymes with

Rhymes with



Name: _____

Draw a Rhyme 2

Directions: Say the name of each rhyming match. Draw a picture that rhymes and label your picture.



ing

wing



ck

lock

**Write a Rhyme 1**

Directions: Say the name of each rhyming match. On the line, write a word that rhymes.



ham

ram



rug

bug



pumpkin

pumpkin

Name: _____

Rhyming Ladders 2

Directions: Say the name of the picture at the top of the box. Write two rhyming words in the spaces under the picture.



bat

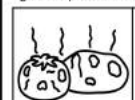


mer

Name: _____

Cut and Paste Rhymes 1

Directions: Say the name of the pictures in each row. Cut and glue the picture in the last box to make a rhyming match.



person

person

person



person

person

person



person

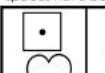
person

person

Name: _____

Roll and Rhyme 1

Directions: Roll a dot cube. Use the color code to color a rhyming word. Continue to play until all of the spaces have been colored.



person

person

person

person

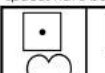
person

person

Name: _____

Buggy Rhymes

Directions: Read the word at the top. Color or highlight the words that rhyme.



person

person

person

person

person

person

Name: _____

Buzzing Rhymes


Directions: Find the rhyming words. Color them. Use a different color for each rhyme.



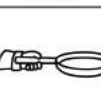
map



cub



men



pan



rid



rod



den



ban




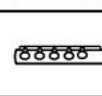

pod




tap

Name: _____

Directions: Spin the spinner. Write a rhyming word under the matching picture. Use the word bank to help you.

Moo-velous Rhymes**Word Bank**

tame gave tote mute game
cute lime vote time pave

**RYHMING NO PREP
35 PRACTICE PAGES**

Name: _____

Rhyming Sort 1

Directions: Color and cut out each picture. Glue the pictures in the correct columns.



Glue here



Glue here



Glue here



Glue here



Glue here











Glue here

Name: _____

Tweet Rhymes


Directions: Color the pictures that rhyme the same color.



Name: _____

Draw a Rhyme 1

Directions: Say the name of each rhyming match. Draw a picture that rhymes and label your picture.




tug




dug



man



van



led



wed



fog



dog



Name: _____

Rhyming Ladders 1


Directions: Read the word at the top.
Write the rhyming words to match
the picture.





tap



bed



him




cot



rub



ban



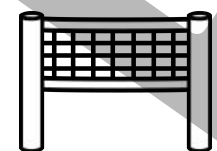

met



hog




hut









Name: _____

Roll and Rhyme 1

Directions: Roll a dot cube. Use the color code to color a rhyming word. Continue to play until all of the spaces have been colored.



 red fan	 orange met	 yellow rot	 green hip	 blue bug	 purple led
---	--	--	---	--	--

ban	dug	get	fed	dot	van
bet	zip	red	man	jug	dip
got	tug	jet	wed	tip	cot
lip	pan	bed	hot	mug	vet

Name: _____

Ribbit-Ribbit Rhymes

Directions: Read the word at the top.
Color or highlight the words that rhyme.

bit



sit

cap

pit

kit

fit


log

sell

hum

lit

sled



led

red

fit

ham

fed

cob

wed

beg

bed

log



fog

bud

bog

jog

fig

hog

dad

dog

net

lab



fed

hop

jab

nab

cab

dip

tab

bun

dab

bun



cot

sun

him

run

pun

fun

gap

beg

nun

zip



let

nip

jam

dip

bug

job

sip

lip

hip

