

# RHyme THE ROOM

## 13 ACTIVITIES INCLUDED

Set 6



map

Set 6



kit

Set 6

Name: \_\_\_\_\_

### Rhyme the Room

Directions: Find the card that is a rhyming match to each picture below. Write the name of the picture that rhymes.

 nut		 pit	kit
 yam	ham	 met	
 Meg	peg	 pin	win
 nod		 nap	map

The Printable Princess

# Thank You

Thank you so much for purchasing this resource! I sincerely hope you and your students enjoy the activities and that it makes learning fun. I also hope that you find it helpful and easy to use.

**Please Note: This file is licensed for a single classroom use only. You may not share, redistribute, or sell the contents of this packet in any way (electronically or giving away a hard copy). You may not place any parts of this file on the Internet or school website. If you are planning to share this packet with a colleague or an entire team, please visit my store to purchase additional licenses at a discounted price.**

If you are not already doing so, I would love for you to follow me on TpT! It's a great way to stay connected and up-to-date on the latest products and FREEBIES!

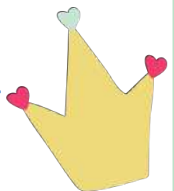
Click on the link below to visit my store.

**[Visit my TpT Store](#)**

If you have any questions,  
please do not hesitate to e-mail me.

My email address: [theprintableprincess@gmail.com](mailto:theprintableprincess@gmail.com)

Visit my website: [www.theprintableprincess.com](http://www.theprintableprincess.com)



# Table of Contents: Rhyme the Room

<b>Activity Name</b>	<b>Pages</b>
About this Resource	<a href="#"><u>4</u></a>
Set # 1 - CVC	<a href="#"><u>5 - 8</u></a>
Set # 2 - CVC	<a href="#"><u>9 - 12</u></a>
Set # 3 - CVC	<a href="#"><u>13 - 16</u></a>
Set # 4 - CVC	<a href="#"><u>17 - 20</u></a>
Set # 5 - CVC	<a href="#"><u>21 - 24</u></a>
Set # 6 - CVC	<a href="#"><u>25 - 28</u></a>
Set # 7 - CVC	<a href="#"><u>29 - 32</u></a>
Set # 8 - CVCe	<a href="#"><u>33 - 36</u></a>
Set # 9 - CVCe	<a href="#"><u>37 - 40</u></a>
Set # 10 - CVCe	<a href="#"><u>41 - 44</u></a>
Set # 11 – Short Vowel CVCC & CCVCC	<a href="#"><u>45 - 48</u></a>
Set # 12 – Short Vowel CVCC & CCVCC	<a href="#"><u>49 - 52</u></a>
Set # 13 – Short Vowel CVCC & CCVCC	<a href="#"><u>53 - 56</u></a>



# About this resource...

This resource includes 13 Rhyme the Room / Write the Room activities. To prepare this activity you'll need to print, cut, and laminate the picture cards and print the corresponding recording sheets. To provide differentiation and/or allow this activity to grow with your students, CVC Words, CVCe Words, and Short Vowel options are included.


There are two versions of the recording sheets included. A version with handwriting lines is included with the picture cards.

Answer Keys are included for each set. You can print and paperclip them or put them on a metal ring. You could also put them in the center so students can check their work.


Place cards in various places around the classroom. Students will walk around the room to find the picture cards. They will identify the picture on the card and find the corresponding rhyming word on the recording sheet. They will copy the word from the picture card and write it next to the rhyming match on the paper.

You can also have students complete this activity at a center, without walking around the room.

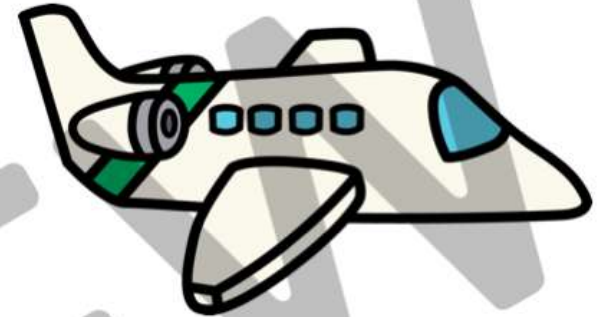




top



bin




jet




jam



hum



cot



hat



jug



## Answer Key

tin

bin

mat

hat

hot

cot

ram

jam

net

jet

sum

hum

hop

top

hug

jug

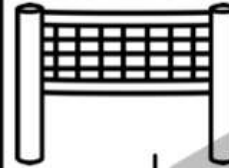
Name: \_\_\_\_\_

# Rhyme the Room

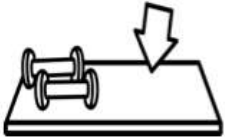
Directions: Find the card that is a rhyming match to each picture below. Write the name of the picture that rhymes.



tin



net



mat



sum



hot



hop



ram



hug

Name: \_\_\_\_\_

# Rhyme the Room

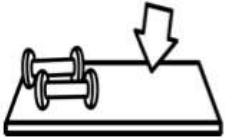
Directions: Find the card that is a rhyming match to each picture below. Write the name of the picture that rhymes.



tin



net



mat



sum



hot



hop



ram

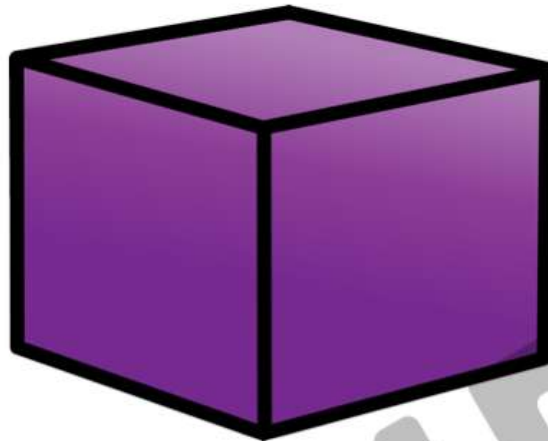


hug





wake




cube



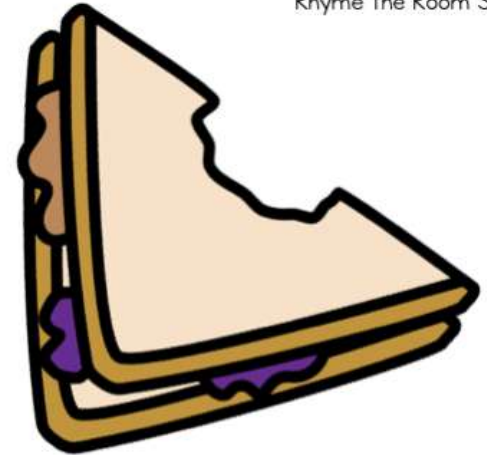
home



page




dice



bite



mole



hive



# Answer Key

dome

home

five

hive

rice

dice

kite

bite

pole

mole

tube

cube

bake

wake

cage

page

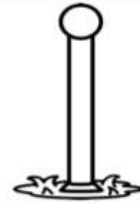
Name: \_\_\_\_\_

# Rhyme the Room

Directions: Find the card that is a rhyming match to each picture below. Write the name of the picture that rhymes.



dome



pole



five



tube



rice



bake



kite




cage

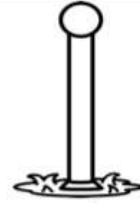
Name: \_\_\_\_\_

# Rhyme the Room

Directions: Find the card that is a rhyming match to each picture below. Write the name of the picture that rhymes.



dome



pole



five



tube



rice



bake



kite



cage