

# SIGHT WORD

## SENTENCE PRACTICE



Name: \_\_\_\_\_

Color a star each time you read  
the completed sentences.



pretty

### Sight Word Sentences



shell



vest



ring



crown



dress

She has a pretty shell.

She has a pretty vest.

She has a pretty ring.

She has a pretty crown.

She has a pretty dress.



# Thank You

Thank you so much for purchasing this resource! I sincerely hope you and your students enjoy the activities and that it makes learning fun. I also hope that you find it helpful and easy to use.

**Please Note:** This file is licensed for a single classroom use only. You may not share, redistribute, or sell the contents of this packet in any way (electronically or giving away a hard copy). You may not place any parts of this file on the Internet or school website. If you are planning to share this packet with a colleague or an entire team, please visit my store to purchase additional licenses at a discounted price. If you are not already doing so, I would love for you to follow me on TpT! It's a great way to stay connected and up-to date on the latest products and FREEBIES!

Click on the link below to visit  
**[The Printable Princess on TpT.](#)**

If you have any questions,  
please do not hesitate to e-mail me.  
**[theprintableprincess@gmail.com](mailto:theprintableprincess@gmail.com)**

Visit my website:

**[www.theprintableprincess.com](http://www.theprintableprincess.com)**





# About this Resource:

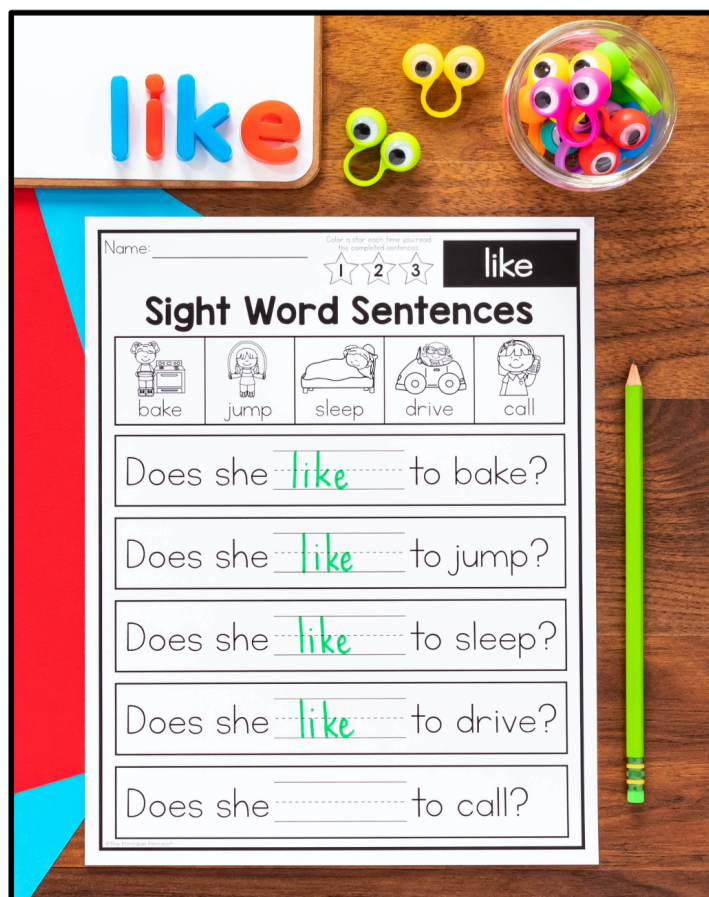
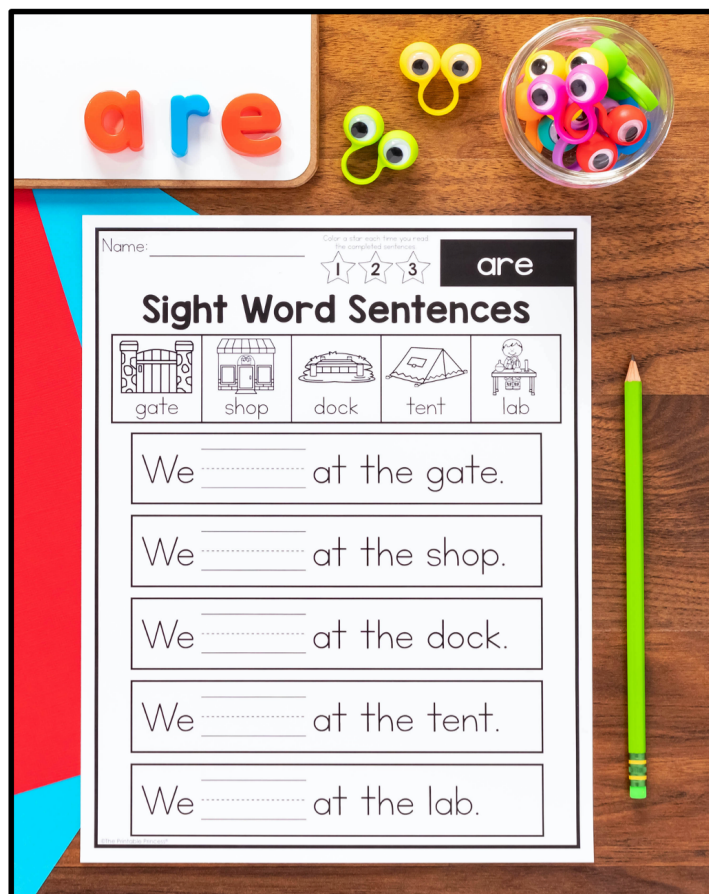
This no prep activity includes a page for each of the 52 primer sight words. Each page shows the sight word used in five predictable text sentences.

Simply print the page(s) you want your students to use. Students will need pencil, crayons, markers and/or colored pencils.

These pages work great for introducing sight words, small group practice, or practice at home.

Students will read the sentences and write the sight word on the spaces. They will also color the stars each time they read the sentences. Students can use the word bank at the top of the page to help them read any words they don't know.

These are great to print and bind together as a booklet for your students or laminate to reuse in centers. Students can also rainbow write the sight words for extra practice.



# Table of Contents

<u>all</u>	<u>into</u>	<u>that</u>
<u>am</u>	<u>like</u>	<u>there</u>
<u>are</u>	<u>must</u>	<u>they</u>
<u>at</u>	<u>new</u>	<u>this</u>
<u>ate</u>	<u>no</u>	<u>too</u>
<u>be</u>	<u>now</u>	<u>under</u>
<u>black</u>	<u>on</u>	<u>want</u>
<u>brown</u>	<u>our</u>	<u>was</u>
<u>but</u>	<u>out</u>	<u>well</u>
<u>came</u>	<u>please</u>	<u>went</u>
<u>did</u>	<u>pretty</u>	<u>what</u>
<u>do</u>	<u>ran</u>	<u>white</u>
<u>eat</u>	<u>ride</u>	<u>who</u>
<u>four</u>	<u>saw</u>	<u>will</u>
<u>get</u>	<u>say</u>	<u>with</u>
<u>good</u>	<u>she</u>	<u>yes</u>
<u>have</u>	<u>so</u>	
<u>he</u>	<u>soon</u>	



Name: \_\_\_\_\_

Color a star each time you read  
the completed sentences.




am

# Sight Word Sentences




dog



ram



cub



pig



hen

I \_\_\_\_\_ with the dog.

I \_\_\_\_\_ with the ram.

I \_\_\_\_\_ with the cub.

I \_\_\_\_\_ with the pig.

I \_\_\_\_\_ with the hen.

Name: \_\_\_\_\_

Color a star each time you read  
the completed sentences.



at

# Sight Word Sentences



van



vet



hut



den



bus

I am \_\_\_\_\_ the van.

I am \_\_\_\_\_ the vet.

I am \_\_\_\_\_ the hut.

I am \_\_\_\_\_ the den.

I am \_\_\_\_\_ the bus.


Name: \_\_\_\_\_

Color a star each time you read  
the completed sentences.




get

# Sight Word Sentences



cup



map



stamp



pot



hose

Will you \_\_\_\_\_ the cup?

Will you \_\_\_\_\_ the map?

Will you \_\_\_\_\_ the stamp?

Will you \_\_\_\_\_ the pot?

Will you \_\_\_\_\_ the hose?



# TERMS OF USE

You May	You May NOT
<ul style="list-style-type: none"><li>● Make as many printed copies as you need for your own classroom and personal use.</li><li>● Purchase additional licenses for colleagues at a discounted rate by visiting your "My Purchases" tab on TpT.</li><li>● Save this file to your home or school computer.</li><li>● Share ONLY the cover page of this product on your blog, social media account, etc. with a link back to the product in my TpT shop.</li><li>● <b><u>Thank you for respecting my work.</u></b></li></ul>	<ul style="list-style-type: none"><li>● Post <b><u>ANY</u></b> part of this document on <b><u>ANY</u></b> website, blog, shared clouds or drives, etc. (Including personal, classroom, or school websites)</li><li>● Share this item with other teachers, your team, or your school/district (either digitally in ANY way or by copying it via a copy machine or printer). Please direct them to this product on TpT.</li><li>● Sell this item or benefit financially in any way from this file.</li></ul>

Copyright The Printable Princess, Inc. All rights reserved. Permission is granted to make printed copies specifically for student or teacher use by the original purchaser/licensee only. Reproduction of any part of this product for any other purpose is strictly prohibited, which includes but is not limited to: sharing or distributing any part of this product by way of making printed copies, sharing or distributing any part of this product by posting it online (including personal or classroom websites). Posting any part of this product online is detectable and is in violation of The Digital Millennium Copyright Act (DMCA).



let's connect



Just click the buttons above!

