

NUMBERS TO 100

25 NO PREP PAGES



©The Printable Princess®

Name: _____

Numbers to 100

1	2	3	☆	5	6	7	8	9	10
11	12	13	14	15	16	17	☆	19	20
21	22	☆	24	25	26	27	28	29	30
☆	32	33	34	35	36	37	38	39	40
41	42	43	44	45	☆	47	48	49	50
51	52	53	54	55	56	57	58	☆	60
61	☆	63	64	65	66	67	68	69	70
71	72	73	74	☆	76	77	78	79	80
81	82	83	84	85	86	85	88	89	☆
91	92	93	94	95	96	☆	98	99	100



Fill in the missing numbers.

4	18	23	31	46
59	62	75	90	97

Thank You

Thank you so much for purchasing this resource! I sincerely hope you and your students enjoy the activities and that it makes learning fun. I also hope that you find it helpful and easy to use.

Please Note: This file is licensed for a single classroom use only. You may not share, redistribute, or sell the contents of this packet in any way (electronically or giving away a hard copy). You may not place any parts of this file on the Internet or school website. If you are planning to share this packet with a colleague or an entire team, please visit my store to purchase additional licenses at a discounted price. If you are not already doing so, I would love for you to follow me on TpT! It's a great way to stay connected and up-to date on the latest products and FREEBIES!

Click on the link below to visit
[The Printable Princess on TpT.](#)

If you have any questions,
please do not hesitate to e-mail me.
theprintableprincess@gmail.com

Visit my website:

www.theprintableprincess.com



About this resource...

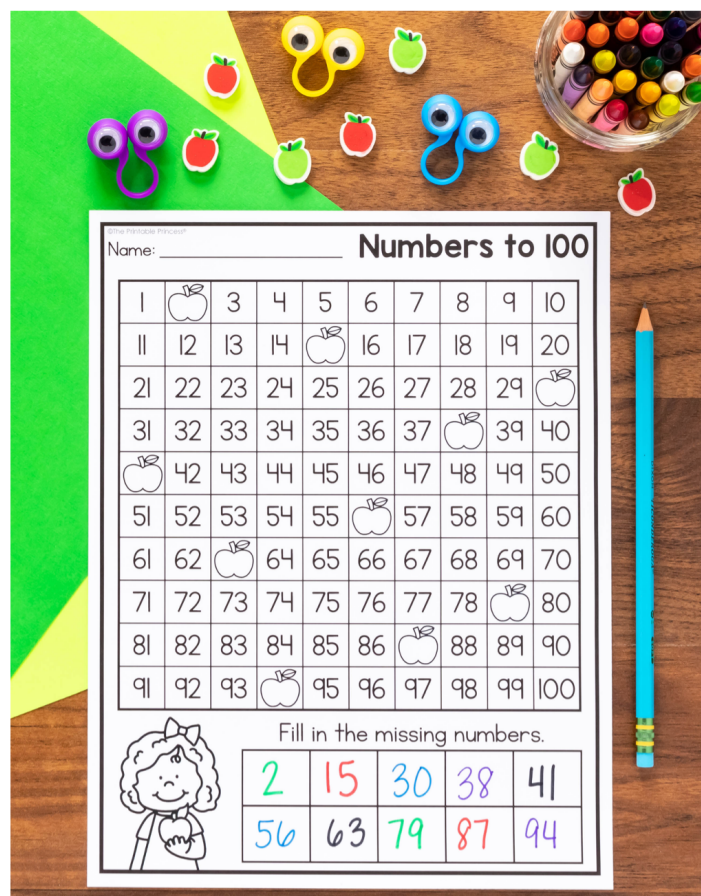
This activity includes 25 no-prep thematic practice pages to help students count and identify numbers to 100. There are a variety of seasonal and year-round themes included. Also included is a filled-in chart for students to reference.

These pages are great for math rotations, early finishers, small group practice or morning work.

Simply print the page(s) you would like your students to use and place them in your centers or assign them as classwork. Students will only need a pencil or another writing utensil.

Students will count using the hundreds chart. When they see a space where the number is missing they will record that number in the space at the bottom of the page. The activity is complete when all the spaces are filled.

You can also laminate these pages for multiple uses and have students complete them with a dry erase marker.



Spring-themed hundreds chart activity page. The chart is decorated with apple cutouts. A girl character is shown at the bottom left. The page includes a 'Fill in the missing numbers' section with a grid of numbers and missing values.

Numbers to 100

Name: _____

1	2	3	4	5	6	7	8	9	10
11	12	13	14	15	16	17	18	19	20
21	22	23	24	25	26	27	28	29	30
31	32	33	34	35	36	37	38	39	40
41	42	43	44	45	46	47	48	49	50
51	52	53	54	55	56	57	58	59	60
61	62	63	64	65	66	67	68	69	70
71	72	73	74	75	76	77	78	79	80
81	82	83	84	85	86	87	88	89	90
91	92	93	94	95	96	97	98	99	100

Fill in the missing numbers.

2	15	30	38	41
56	63	79	87	94



Space-themed hundreds chart activity page. The chart is decorated with rocket ship cutouts. A boy character is shown at the bottom left. The page includes a 'Fill in the missing numbers' section with a grid of numbers and missing values.

Numbers to 100

Name: _____











1	2	3	4	5	6	7	8	9	10
11	12	13	14	15	16	17	18	19	20
21	22	23	24	25	26	27	28	29	30
31	32	33	34	35	36	37	38	39	40
41	42	43	44	45	46	47	48	49	50
51	52	53	54	55	56	57	58	59	60
61	62	63	64	65	66	67	68	69	70
71	72	73	74	75	76	77	78	79	80
81	82	83	84	85	86	87	88	89	90
91	92	93	94	95	96	97	98	99	100

Fill in the missing numbers.


3	17	22	36	44
60	68	73	85	99

Name: _____

Numbers to 100











1	2	3	4	5	6	7	8		10
11	12	13	14	15	16		18	19	20
21		23	24	25	26	27	28	29	30
31	32	33	34	35		37	38	39	40
	42	43	44	45	46	47	48	49	50
51	52	53	54	55	56	57	58	59	
61	62	63		65	66	67	68	69	70
71	72	73	74	75	76	77		79	80
81	82		84	85	86	87	88	89	90
91	92	93	94		96	97	98	99	100


Fill in the missing numbers.



Name: _____

Numbers to 100

1	2	3	4	5	6	7	8		10
	12	13	14	15	16	17	18	19	20
21	22	23	24		26	27	28	29	30
31	32		34	35	36	37	38	39	40
41	42	43	44	45		47	48	49	50
51	52	53	54	55	56	57		59	60
61		63	64	65	66	67	68	69	70
71	72	73	74	75	76	77	78		80
81	82	83	84	85	86		88	89	90
91	92	93		95	96	97	98	99	100



Fill in the missing numbers.



TERMS OF USE

You May	You May NOT
<ul style="list-style-type: none">● Make as many printed copies as you need for your own classroom and personal use.● Purchase additional licenses for colleagues at a discounted rate by visiting your "My Purchases" tab on TpT.● Save this file to your home or school computer.● Share ONLY the cover page of this product on your blog, social media account, etc. with a link back to the product in my TpT shop.● <u>Thank you for respecting my work.</u>	<ul style="list-style-type: none">● Post <u>ANY</u> part of this document on <u>ANY</u> website, blog, shared clouds or drives, etc. (Including personal, classroom, or school websites)● Share this item with other teachers, your team, or your school/district (either digitally in ANY way or by copying it via a copy machine or printer). Please direct them to this product on TpT.● Sell this item or benefit financially in any way from this file.

Copyright The Printable Princess, Inc. All rights reserved. Permission is granted to make printed copies specifically for student or teacher use by the original purchaser/licensee only. Reproduction of any part of this product for any other purpose is strictly prohibited, which includes but is not limited to: sharing or distributing any part of this product by way of making printed copies, sharing or distributing any part of this product by posting it online (including personal or classroom websites). Posting any part of this product online is detectable and is in violation of The Digital Millennium Copyright Act (DMCA).



let's connect



Just click the buttons above!

