

SIGHT WORD

52 NO PREP WORD SEARCHES















SET #2

Name: _____

Sight Word Search

Directions: Find the sight word in the word search and color it.
Write the word on the line each time you find it.

c				l	g
t	a	r	h	b	
			n	q	
f	g	y		i	
j	e	t		u	e
z	t	b		k	o

get



get



get



get



get



get



About this resource:

Sight Word Search was designed to help students practice reading and writing sight words.

This resource includes 52 practice pages of sight word practice. Each page focuses on a different sight word, which students will find and write 5 times.

Students will find the sight word in the word search and color it. Then they will write the sight word on the line. They will continue finding, coloring and writing the sight word until all 5 are found. You can have students use a different color each time. Students can also use bingo dabbers to find the words in the word search.

You can also slide the pages into page protectors for students to use at centers, in morning tubs or for fast finishers. Students can color or circle the words and write on the pages with a dry erase marker. You can also have students cover the letters of the sight word with mini erasers or pom-poms. Add jumbo tweezers to incorporate fine motor skills.




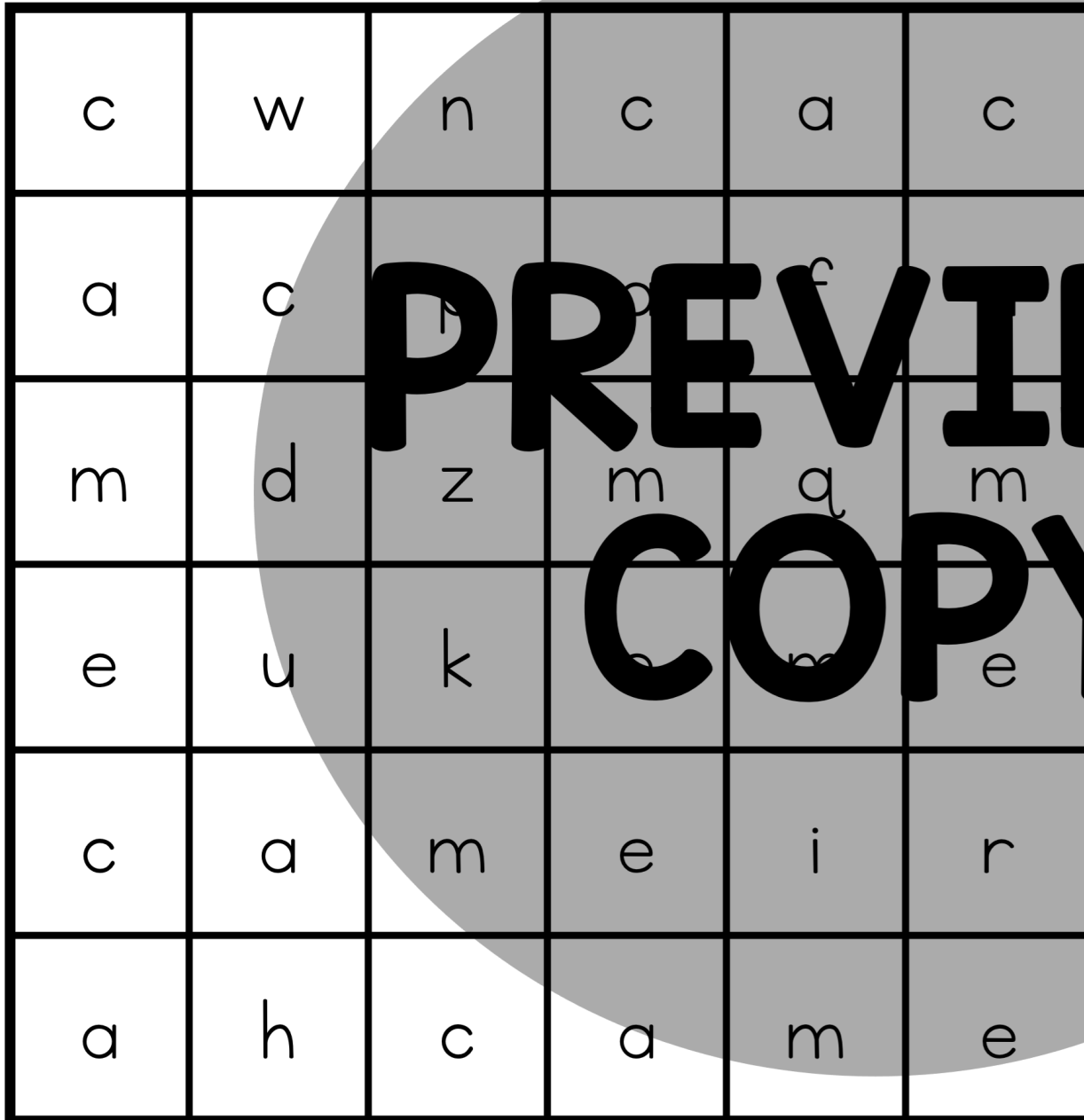
Table of Contents

<u>all</u>	<u>four</u>	<u>out</u>	<u>this</u>
<u>am</u>	<u>get</u>	<u>please</u>	<u>too</u>
<u>are</u>	<u>good</u>	<u>pretty</u>	<u>under</u>
<u>at</u>	<u>have</u>	<u>ran</u>	<u>want</u>
<u>ate</u>	<u>he</u>	<u>ride</u>	<u>was</u>
<u>be</u>	<u>into</u>	<u>saw</u>	<u>well</u>
<u>black</u>	<u>like</u>	<u>say</u>	<u>went</u>
<u>brown</u>	<u>must</u>	<u>she</u>	<u>what</u>
<u>but</u>	<u>new</u>	<u>so</u>	<u>white</u>
<u>came</u>	<u>no</u>	<u>soon</u>	<u>who</u>
<u>did</u>	<u>now</u>	<u>that</u>	<u>will</u>
<u>do</u>	<u>on</u>	<u>there</u>	<u>with</u>
<u>eat</u>	<u>our</u>	<u>they</u>	<u>yes</u>

Name: _____

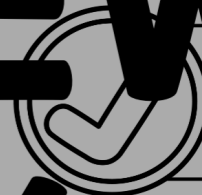
Sight Word Search

Directions: Find the sight word in the word search and color it.
Write the word on the line each time you find it.



came

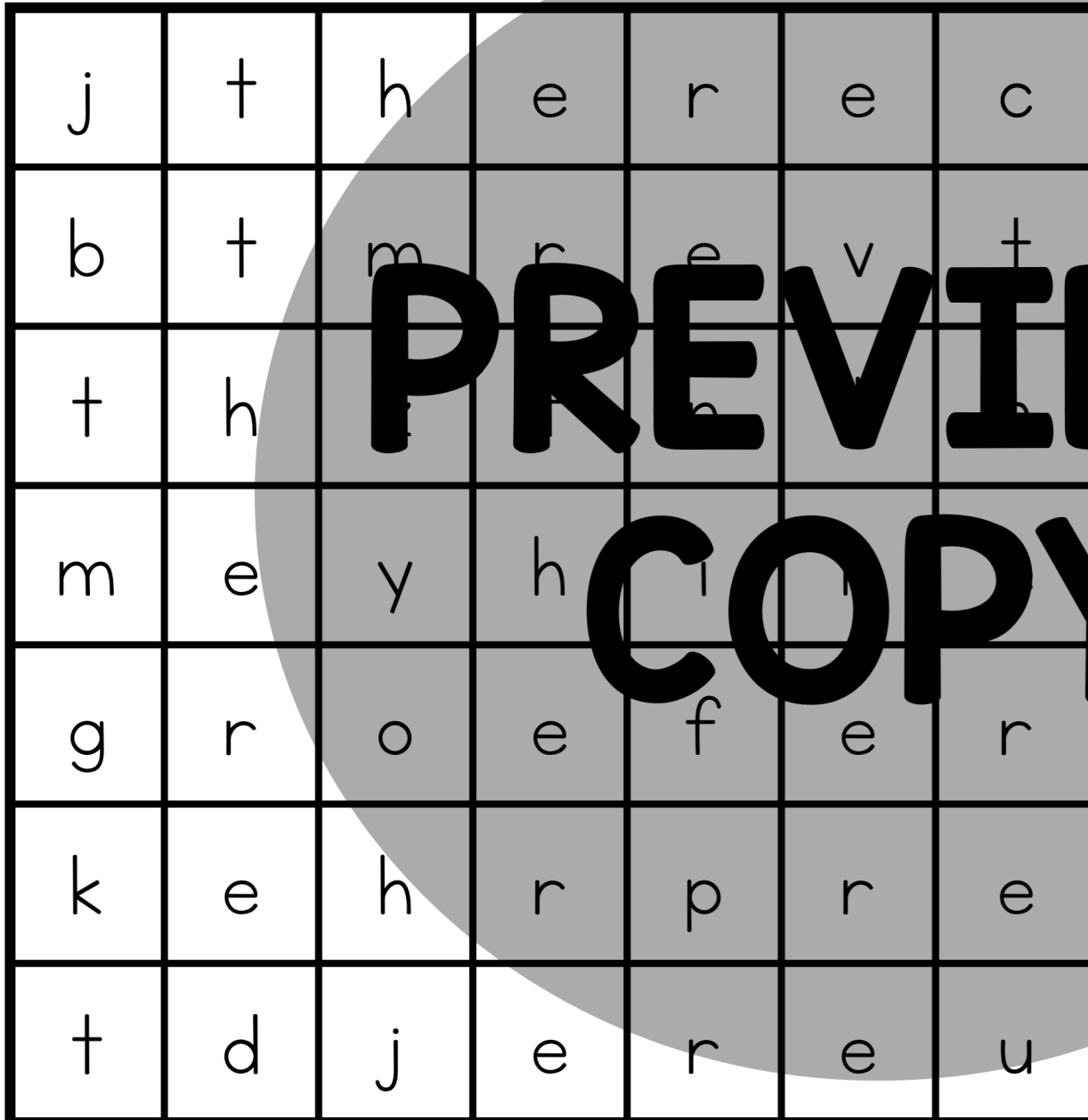
PREVIEW
COPY



Name: _____

Sight Word Search

Directions: Find the sight word in the word search and color it.
Write the word on the line each time you find it.



there

PREVIEW
COPY

