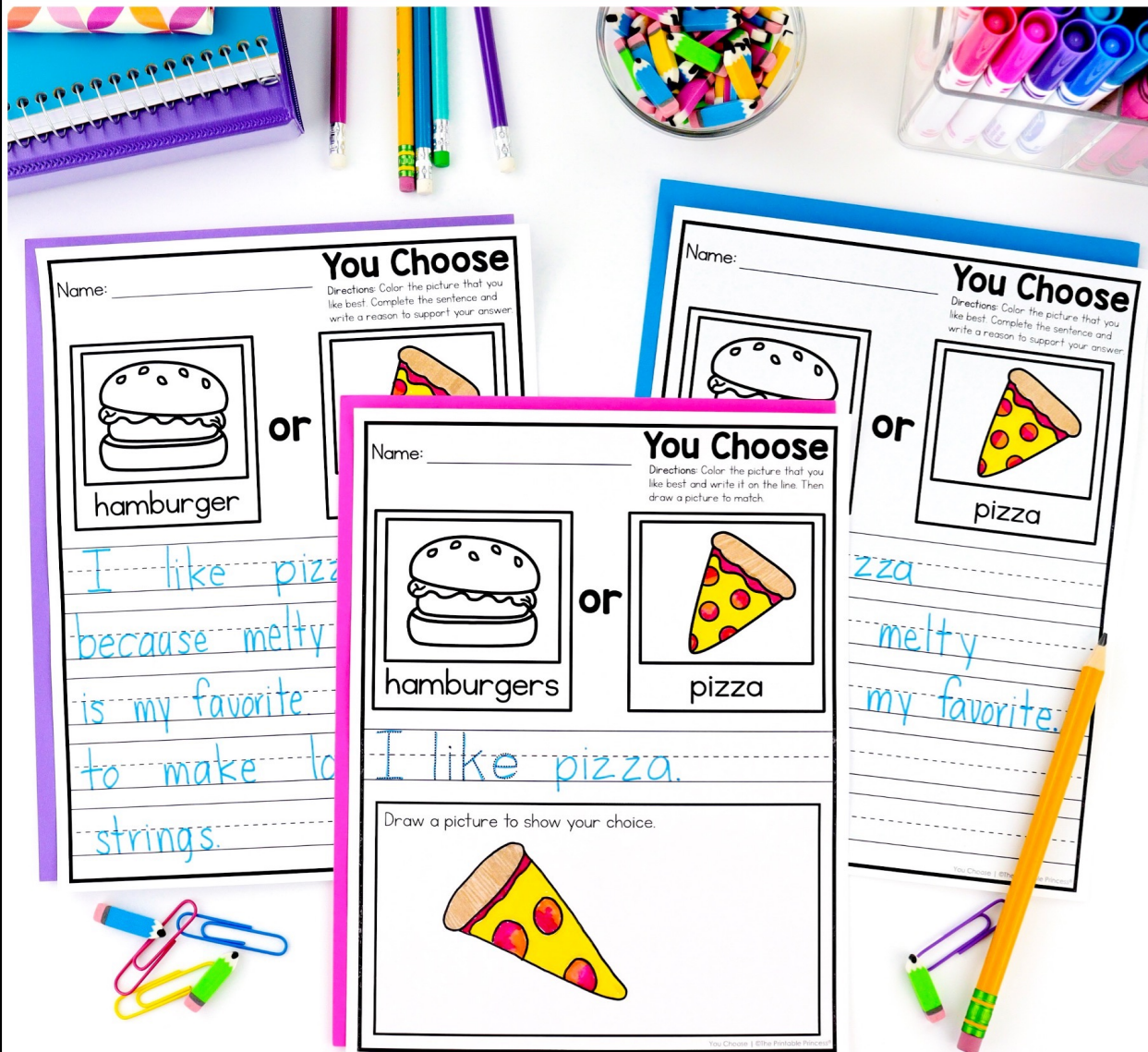


YOU CHOOSE

OPINION WRITING



50 different pages of choices to keep the activity fun and fresh for students

Topics include sports, food, school subjects, places to visit animals, and seasonal activities

Three versions of each prompt make it easy to differentiate based on student need

Teaches phrases such as I like, I prefer, I would rather, the best, more than

What's included?

TEACHING TOOLS

The image displays a collection of educational materials for young learners:

- Writing Templates:** Two templates for writing an opinion. The first is titled "I Choose" and the second is titled "Opinion Writing". Both include a space for a drawing of a cat and a series of horizontal lines for writing.
- Writing Checklist:** A checklist with five items, each accompanied by a yellow checkmark:
 - I started with a capital letter.
 - I put spaces between words.
 - I stretched out words.
 - I used punctuation.
 - I used my best handwriting.
- My Writing Checklist:** A more detailed checklist with five items, each accompanied by a yellow checkmark:
 - I started with a capital letter. (I see the dog.)
 - I put spaces between words. (I see the dog.)
 - I stretched out words. (d o g)
 - I used punctuation. (! ? .)
 - I used my best handwriting. (Aa Bb Cc)
- Blends and Digraphs:** A chart showing various blends and digraphs with corresponding illustrations:

bl (blocks)	cl (clock)	fl (flower)
sl (slide)	br (branch)	cr (crown)
gr (girl)	pr (pretzel)	tr (tree)
sm (smile)	sn (snake)	sp (spider)
ch (cherries)	ph (photo)	sh (shoe)
- My Alphabet Chart:** A chart showing the alphabet from Aa to Zz, each with a corresponding illustration. It also includes sections for Short Vowels (a, e, i, o, u) and Long Vowels (a, e, i, o, u).
- Reference Pages:** Two blank pages for letter sounds, blends and digraphs.
- Writing Checklist Anchor Chart:** A large anchor chart for writing area and a smaller version for writing folders.
- Two blank pages:** Two blank pages for students who are ready to write more.
- Two cover options:** Two cover options for journals or notebooks.


- Reference pages for letter sounds, blends and digraphs
- Writing checklist anchor chart for writing area and smaller version for writing folders
- Two blank pages for students who are ready to write more
- Two cover options for journals or notebooks

What's included?


50 PAGES OF EACH LEVEL

Name: _____

You Choose
Directions: Color the picture that you like best. Complete the sentence and write a reason to support your choice.


secret agent


or


magician


I would rather be _____
a _____
because _____

Name: _____

You Choose
Directions: Color the picture that you like best. Complete the sentence and write a reason to support your choice.


secret agent


or


magician


I would rather be _____
a _____
because _____

Name: _____

You Choose
Directions: Color the picture that you like best. Complete the sentence and write a reason to support your choice.


lunch


or


recess


I like _____
the best because _____

Name: _____

You Choose
Directions: Color the picture that you like best. Complete the sentence and write a reason to support your choice.


lunch


or


recess


I like _____
the best because _____

Name: _____

You Choose
Directions: Color the picture that you like best. Complete the sentence and write a reason to support your choice.


lunch


or


recess


I like _____
the best because _____

Name: _____

You Choose
Directions: Color the picture that you like best. Complete the sentence and write a reason to support your choice.


lunch

or


recess

I like _____
the best because _____



Themes include:



- favorite foods
- places to visit
- community helpers
- sports
- animals
- seasonal activities
- school subjects

What's included?

LEVEL ONE PAGES

Name: _____

You Choose
Directions: Color the picture that you like best and write it on the line. Then draw a picture to match.

 or 



go swimming or build a sandcastle

I would rather _____

Draw a picture to show your choice.

Name: _____

You Choose
Directions: Color the picture that you like best and write it on the line. Then draw a picture to match.

 or 



magic shows or puppet

I like _____

Draw a picture to show your choice.

Name: _____

You Choose
Directions: Color the picture that you like best and write it on the line. Then draw a picture to match.

 or 



math or reading

I like _____

Draw a picture to show your choice.

Name: _____

You Choose
Directions: Color the picture that you like best and write it on the line. Then draw a picture to match.

 or 



farm or cake

I would go to _____

Draw a picture to show your choice.

Name: _____

You Choose
Directions: Color the picture that you like best and write it on the line. Then draw a picture to match.

 or 



boat or train

I would rather _____

Draw a picture to show your choice.

Name: _____

You Choose
Directions: Color the picture that you like best and write it on the line. Then draw a picture to match.

 or 

hot cocoa or apple cider

I prefer to drink _____

Draw a picture to show your choice.

Name: _____

You Choose
Directions: Color the picture that you like best and write it on the line. Then draw a picture to match.

 or 

hamburgers or pizza

I like pizza

Draw a picture to show your choice.

Name: _____

You Choose
Directions: Color the picture that you like best and write it on the line. Then draw a picture to match.

 or 

turtles or fish

I like turtles

Draw a picture to show your choice.

Name: _____

You Choose
Directions: Color the picture that you like best and write it on the line. Then draw a picture to match.

 or 

math or reading

I like reading



Draw a picture to show your choice.

Students will choose between the two options. They will write their choice to complete the sentence. Then, they draw a picture to illustrate their choice.

LEVEL TWO PAGES

You Choose
Directions: Color the picture that you like best. Complete the sentence and write a reason to support your answer.

Name: _____



 or 

doctor or hamburgers

I would rather be a doctor because

You Choose
Directions: Color the picture that you like best. Complete the sentence and write a reason to support your answer.

Name: _____

 or 

pizza or hamburgers

I like pizza because melty cheese is my favorite.

Writing Checklist

I started with a capital letter.

I see the dog.

4 spaces between words.

see the dog.

atched out words.

dog


punctuation.

y best handwriting.

Bb Cc



Students will choose between the two options. They will color the picture to show their choice. Then, they will extend their writing by giving a reason to support their opinion.

LEVEL THREE PAGES



You Choose
 Directions: Color the picture that you like best. Complete the sentence and write a reason to support your answer.

Name: _____




 or
 

hamburger or pizza

I like pizza because melty cheese is my favorite. I like to make long strings.

You Choose
 Directions: Color the picture that you like best. Complete the sentence and write a reason to support your answer.

Name: _____


 or
 

_____ or _____
 the library

Students will choose between the two options. They form their own opinion sentence and write at least one resource to support their answer. Additional lined paper is included for students wanting to write more.

Teacher tips...

FOR USING THE RESOURCE



Three different levels means this resource will grow with your students.

Use the seasonal prompts to bring into your writing block.

Includes many non-seasonal topics that can be used anytime of the year.

Copy the additional blank writing on the back for students who are ready to write more.

Use as part of your writing centers, small and whole group activities, or send home for homework.

Have students share their writing uses phrases such as I like, I prefer, I would rather, the best, more than

Teachers like you...

LOVE OPINION WRITING!

"This packet is easy to use with engaging topics (two labeled pictures to select from) for students to practice writing and sharing their opinions. Another bonus is that the prompts are differentiated that allows all learners to feel success."

★★★★★ -Cheryl W.

Writing Checklist

✓ I started with a capital letter.
 ✓ I see the dog.

✓ I put spaces between words.
 ✓ I see the dog.


"I love this for my students this year. They struggle to understand how to make a choice. The easy format and direct choices make it easier for my students to understand. This is a great beginning to opinion writing with multiple levels to help kids move through the skill step by step."

★★★★★ -Erica W.

Name: _____


You Choose

Directions: Color the picture that you like best. Complete the sentence and write a reason to support your answer.



hamburger

or



pizza

I like pizza
 melty cheese
 favorite I like
 long



pizza

or



pizza

ers

pizza.

show your choice.

