


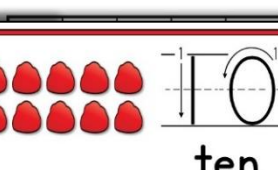

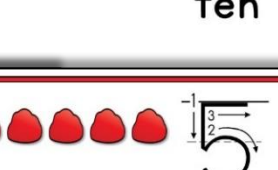





16	17	18	19	20	 
11	12	13	14	15	 
6	7	8	9	10	  ten
1	2	3	4	5	  five

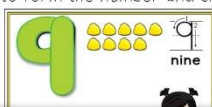
I Can...


1. Use play dough to form the number and show the number on the ten frame.



I Can...

1. Use play dough to form the number and show the number on the ten frame.





NUMBER



Play Dough Mats


Includes Numbers 1 - 20



Name: _____

Directions: On the play dough containers below, record the numbers to show the mats that you worked on.


Number Play Dough Mats



Name: _____

Directions: Color or dot the playdough pieces to show the numbers you worked on.


Number Play Dough Mats




Number Play Dough Mats

Work: Print and laminate number play dough mats. Print the "I Can" visual cards (3 included - see note). Note: I have also included two optional recording sheets. Use either of these pages if you would like to have students record the mats they worked on. You can definitely use this activity without the recording sheets. Tip: You may want to have students put the play dough mats on the sheet as they work. It helps students visualize their work space (and is clean up much easier!).


Directions: Students will select a play dough mat, roll the dough to make a snake and then form the letter. Optional: Students will use the recording sheet to record the letter they rolled on.



"I Can" direction pages 3 included:



Optional recording sheets:



The Printable Princess





Play dough mats for numbers 1 – 20 are included. Along with the easy to make play dough number, each mat shows students correct number formation, number representation using play dough pieces, and number words (mats 1 – 10 only)

Students make "snakes" with the play dough and then use those snakes to form the numbers. They use play dough to show the number on the ten frame. Use a cookie sheet under the mats for easy clean up!

