


# MORNING TUBS

## MADE FOR KINDERGARTEN




Count and Build Towers to 10




Syllable Build

Roll, Add, and Cover



Cover the Nouns



Perfect for March with 21 activities to practice math, literacy and fine motor skills

Each activity has "I Can" visual direction cards to promote independence

Includes editable sight word activities so you can add your own words

Easy to prep, just add plastic cubes, magnetic letters and mini erasers



# What's included?

# LITERACY ACTIVITIES

**Lucky Sight Words**  
Pre-Primer  
a and

**Golden Digraphs**  
Spin the spinner and identify the beginning digraph sound.  
Use a game piece to cover a matching picture on the game mat.  
If another player has a game piece on that space, you can add another on top to "lock" your position. Then your game piece cannot be bumped off.  
First player to use all their cubes is the winner.

**Bump Games**  
Golden Digraphs

**I Can...**  
1. Read the sight word on the card.  
2. Use magnetic letters to spell the sight word.

**Build the Word**  
eck

**Cover the Nouns**

**Syllable Build**  
A B C

**Roll and Rhyme**

cave	mane	rake	gate
rate	pane	wave	cane
save	cake	game	date

bake  
Roll Again  
pave  
late  
fame  
lane

**CVC or CVCe Words**

hope	pan	cut
rip	kite	man
tub	dime	cape
tap	bite	tube
cub	fine	mane
tote	hop	note

Color Code:  
CVC  
CVCe

**Color Code:**  
CVC  
CVCe

- ✓ CVC & CVCe words
- ✓ Beginning digraphs
- ✓ Syllables
- ✓ Rhyming
- ✓ Vocabulary
- ✓ Nouns
- ✓ Editable sight word practice

# What's included?

# MATH ACTIVITIES

### Count and Build

**Prep Directions:** Print and laminate the activity mats. There are two levels included: numbers to 10 and 20. Students will need mini erasers or plastic math cubes.

**Activity Directions:** Students will determine the number represented on the mat. They will either count out math manipulatives like mini erasers to show the number – or – use math cubes to build a tower to show the number.

### Count and Build Towers to 10

### I Can... Count and Build To

1. Count to identify the number.

2. Use number

### Color-Code Cover

**Prep Directions:** Print and laminate the activity pages. There are six included. Students will need red, yellow, green, and blue plastic linking cubes.

**Activity Directions:** Students will solve each addition or subtraction sentence to determine the answer. Using the color code on the right of the mat, they will cover the space to show their answer.

### Color-Code Cover

### Count and Build Towers to 20

Numbers 11 – 20

12 17

11 18

### Color-Code Cover

Subtraction

$7 - 3 =$	$5 - 2 =$	$9 - 7 =$
$6 - 5 =$	$10 - 8 =$	$6 - 3 =$
$8 - 4 =$	$3 - 2 =$	$10 - 7 =$

1 2 3

### FLIP AND FIND

1	2	3	4	5	6
11	12	13	14	15	16
21	22	23	24	25	26
31	32	33	34	35	36
41	42	43	44	45	46
51	52	53	54	55	56
61	62	63	64	65	66
71	72	73	74	75	76
81	82	83	84	85	86
91	92	93	94	95	96

### 16 17

tens ones tens ones

### Roll and Race to 30

1	2	3	4	5
6	7	8	9	10
11	12	13	14	15
16	17	18	19	20
21	22	23	24	25
26	27	28	29	30

tens ones

### Roll, Add, and Cover

5 1 12 6

2 7 4 9

### Roll, Add, and Cover

1 12 4

9 8 11

9 6 12

- ✓ Counting & building to 10 and 20
- ✓ Matching numbers & quantities up to 20
- ✓ Addition
- ✓ Subtraction
- ✓ Base ten numbers up to 20
- ✓ One more & one less



# the benefits of using MORNING TUBS



## Consistency

Morning tubs give students a consistent, predictable and organized routine to follow as they enter the classroom each morning.

## Soft start

Students need time in the mornings to warm up their brains. With morning tubs, they can ease into the day with hands-on activities.

## Key skills

Students gain confidence in key math and literacy skills when using morning tubs. They also help students build independence.



Check out these

# TEACHER REVIEWS



"My students LOVED these! They were fun, used many materials we had on hand, and engaged my students in skills we have been currently learning." -Heather W.

"I used these as learning stations and fast finisher activities while I worked on one to one instruction with students. These activities kept my students engaged and learning with little to no distraction to my I! teaching. Print and prep took a bit of time, but it was well worth it for the amount of time my students used and enjoyed them." -Shelly M.

"Morning tubs are the best addition I have made to my classroom in a few years! Students love them and they are very engaging!" -Rafi T.




Check out the

# MORNING TUBS BUNDLE



"I love these morning tubs! They use every-day classroom supplies, they are teacher and kid friendly and fun! I love the teacher pages and the I can directions!"—Melissa R.

Click the picture below to check out the Kindergarten Morning Tubs bundle, which includes 9 products full of hands-on activities that can be used throughout the year.



**CLICK HERE**  
to see the entire bundle!