

# WRITING CENTERS

## MADE FOR KINDERGARTEN



March themes include:  
Spring, St. Patrick's Day,  
and At the Farm

Low prep and no prep  
writing centers made  
for kindergarten

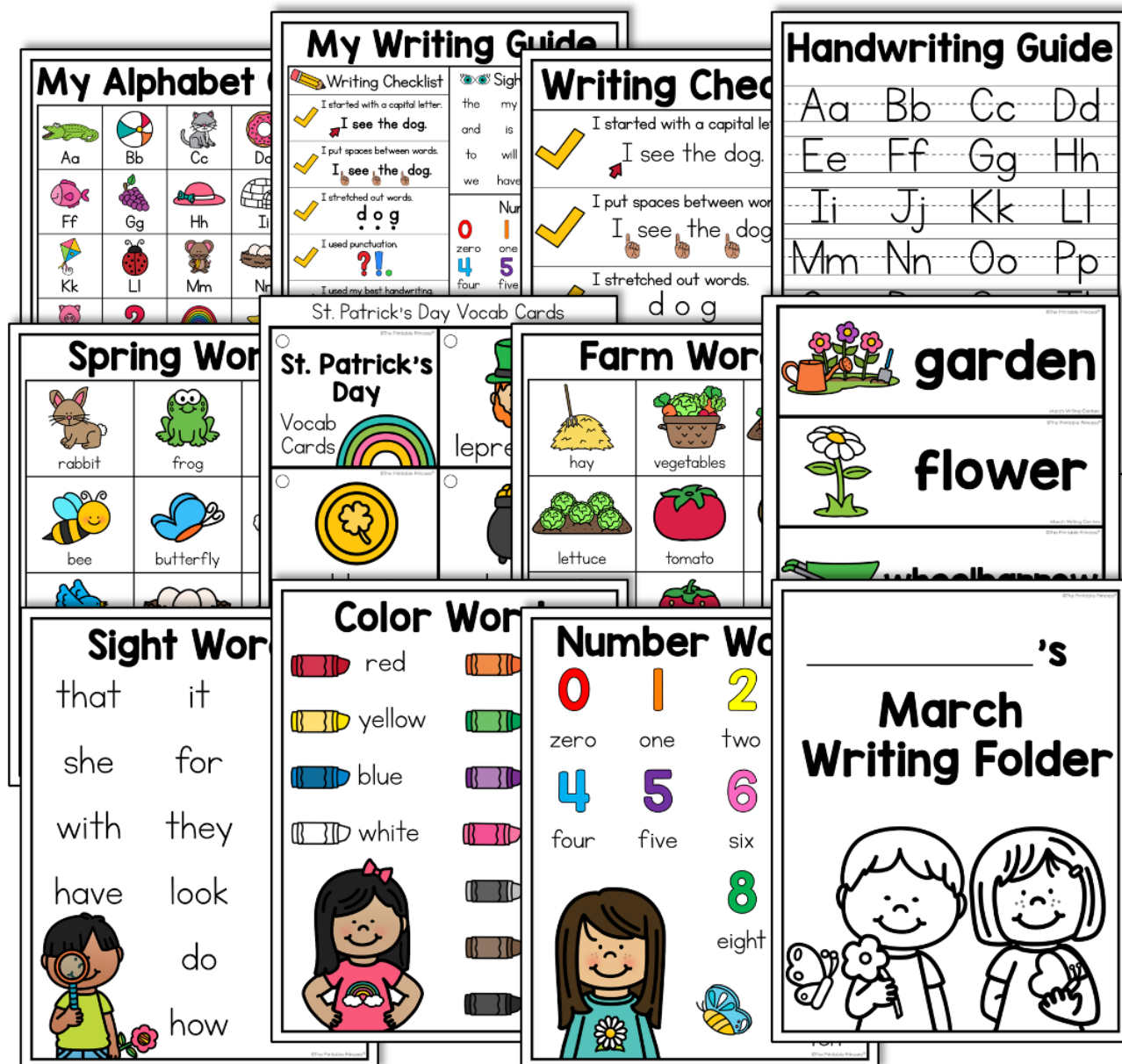
Includes "I Can" direction  
cards to promote  
independence in centers

Practice labeling,  
sequencing, simple editing  
and telling stories



# What's included?

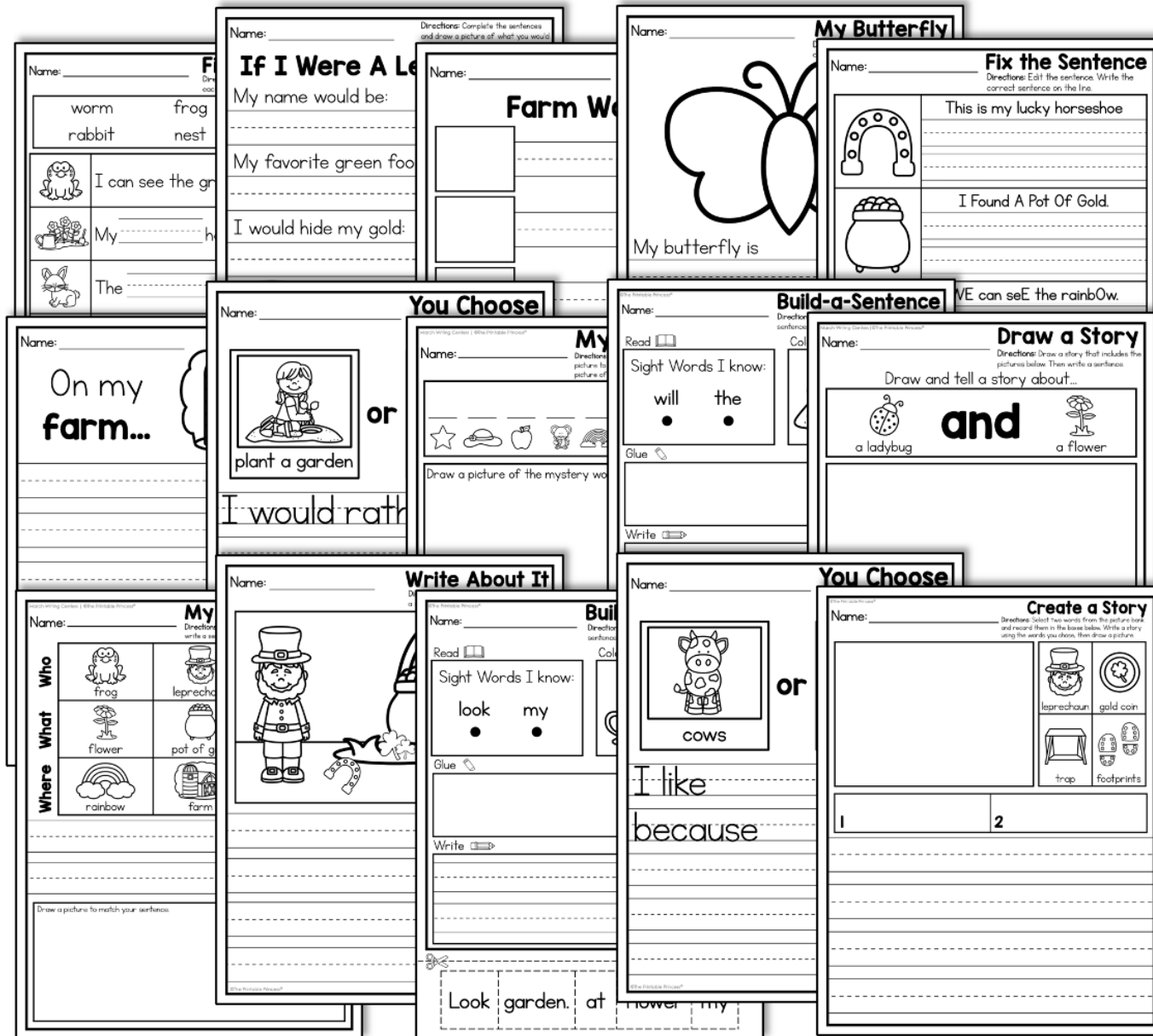
# WRITING TOOLS



- ✓ Journal cover
- ✓ Alphabet chart
- ✓ Writing checklist
- ✓ Handwriting guide
- ✓ Vocabulary words
- ✓ Use them as part of a writing center display or in student writing folders

# What's included?

# 40+ NO PREP PAGES

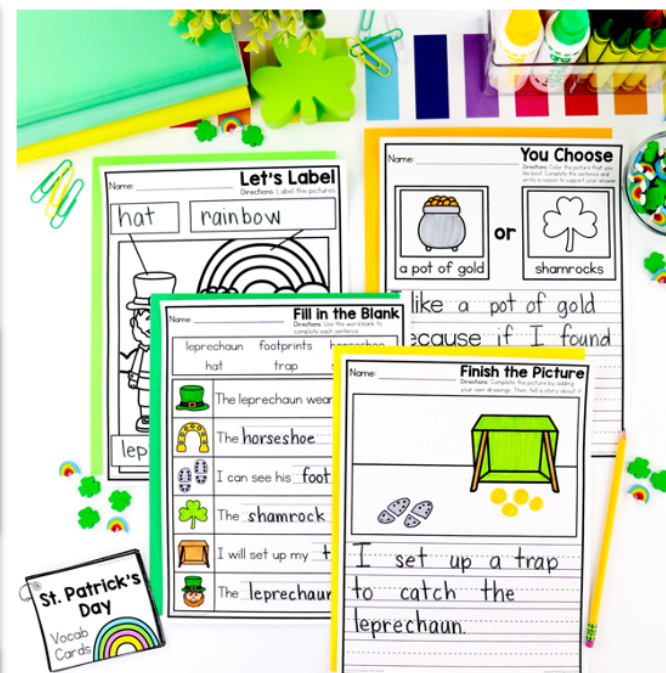



- ✓ Sentence editing
- ✓ Building sentences
- ✓ Opinion writing
- ✓ Simple story writing
- ✓ Thematic free choice writing paper



# What's included?

# VOCABULARY PAGES



- ✓ Making lists
- ✓ Lift and write
- ✓ Labeling
- ✓ Write the room
- ✓ Perfect to use alongside the provided vocabulary cards

# What's included?

# CENTER ACTIVITIES

**Flower Garden**

flower, garden, I, dig

**Sentence Scramble**

How to Prep: Print, laminate, and cut out the sentence cards. Print "Sentence Scramble" recording sheet.

Directions: Students will unscramble the sentence cards to create a sentence. Then, students will write the sentence on the lines next to the matching picture.

Extend: Have students highlight the sight words in each sentence.

**Write About It**

Directions: Use the picture to write a story about the picture.

**I Can**

**Fill in the Blank**

worm, frog, cage, rabbit, nest, garden

I can see the green frog.

My garden has three flowers.

**Fix the Sentence**

The lamb is in the grass.

I will catch the butterfly.

We can plant the seeds.

**You Choose**

plant a garden

I would rather plant a garden because I like yellow and flowers.

**Lift and Write**

Say the name of each picture. Write the word under the flap of each picture. Color the pictures.

Unscramble the words and write the sentence on the line. Lift the flap and draw a picture to match.

a I can garden, plant I can plant a garden.

**How To Grow a Plant**

soil, shovel, watering can, seeds, sprout, flower

**Write About It**

leprechaun, pot of gold, rainbow, horseshoe

**Sentence Scramble**

How to Prep: Print, laminate, and cut out the word banks. Print "Write About It" recording sheet.

Directions: Students will use the word bank to write a story about the picture. Then, students will color the picture.

Extend: Have students highlight a sight word they use in each sentence.

**I Can**

**Sentence Scramble**

Directions: Unscramble the cards to make a sentence. Then write the sentence on the lines.

- ✓ Low-prep center activities
- ✓ Perfect for building a writing routine
- ✓ Includes "I Can" visual direction cards to promote independence



# Check out these

# TEACHER REVIEWS



"Another FANTASTIC resource with LOTS of options to use in the classroom! My kiddos and I have all enjoyed using the different types of writing activities included in this resource!" -Kristen H.

"My students are truly loving these writing packets. It keeps them engaged during out writing time and love having the little writing tools at hand." -Felisa W.

"My students absolutely love these centers! I love that one of the themes in this bundle had more vocabulary words, made it easy to span over two weeks!" -Sophie G.



# Check out the

# WRITING CENTER BUNDLE



Click the picture above to check out the Kindergarten Writing Centers bundle, which includes 9 products full of writing activities that can be used throughout the year.