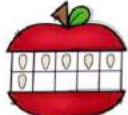

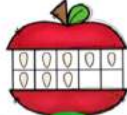





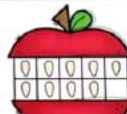
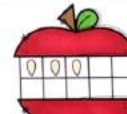




NUMBER MATS

Numbers to 10

What's the Number?

 6		 8	 2	
 4		 5		 3

The Printable Princess

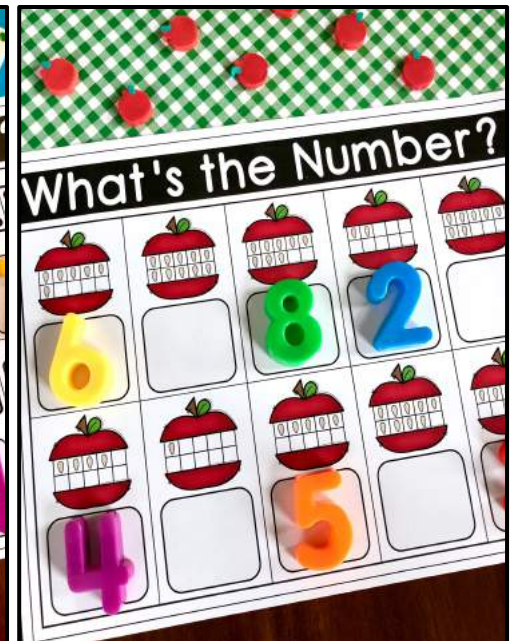

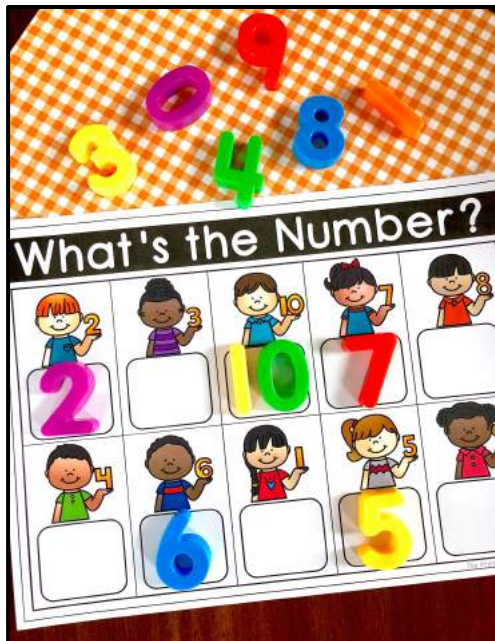
Created by The Printable Princess

Number Mats

This packet includes 33 different activity mats to practice counting and number recognition. Skills covered include: number recognition, one-to-one correspondence, ten frames, tally marks, subitizing, and number words.

To prep this activity just print the mats and laminate or slide in page protectors. Students will need magnetic numbers for this activity. You could also have students use dry erase markers to record their answers. Depending on how many students will be working on the activity, you may choose to put all of the mats out at one time or put out only a few at one time. These work great for morning tubs, math centers, or fast finisher activities.

Students will identify the number represented by the picture. They will match the magnetic number to the picture to show "how many".



What's the Num What's the Num What's the Num What's the Number?

ten one four nin four six five ten one

What's the Numb What's the Numb What's the Number?

What's What's What's the Number?

What's the Numbe What's the Numbe What's the Number?

8 5 What's t 9 4 What's t What's the Number?

What's the Numb What's the Numb What's the Number?

What's t What's t What's the Number?

What's the Number? What's the Number? What's the Number?

What's the Number? What's the Number? What's the Number?

What's the Number? What's the Number? What's the Number?

What's th What's th What's th What's th What's th What's the Number?