

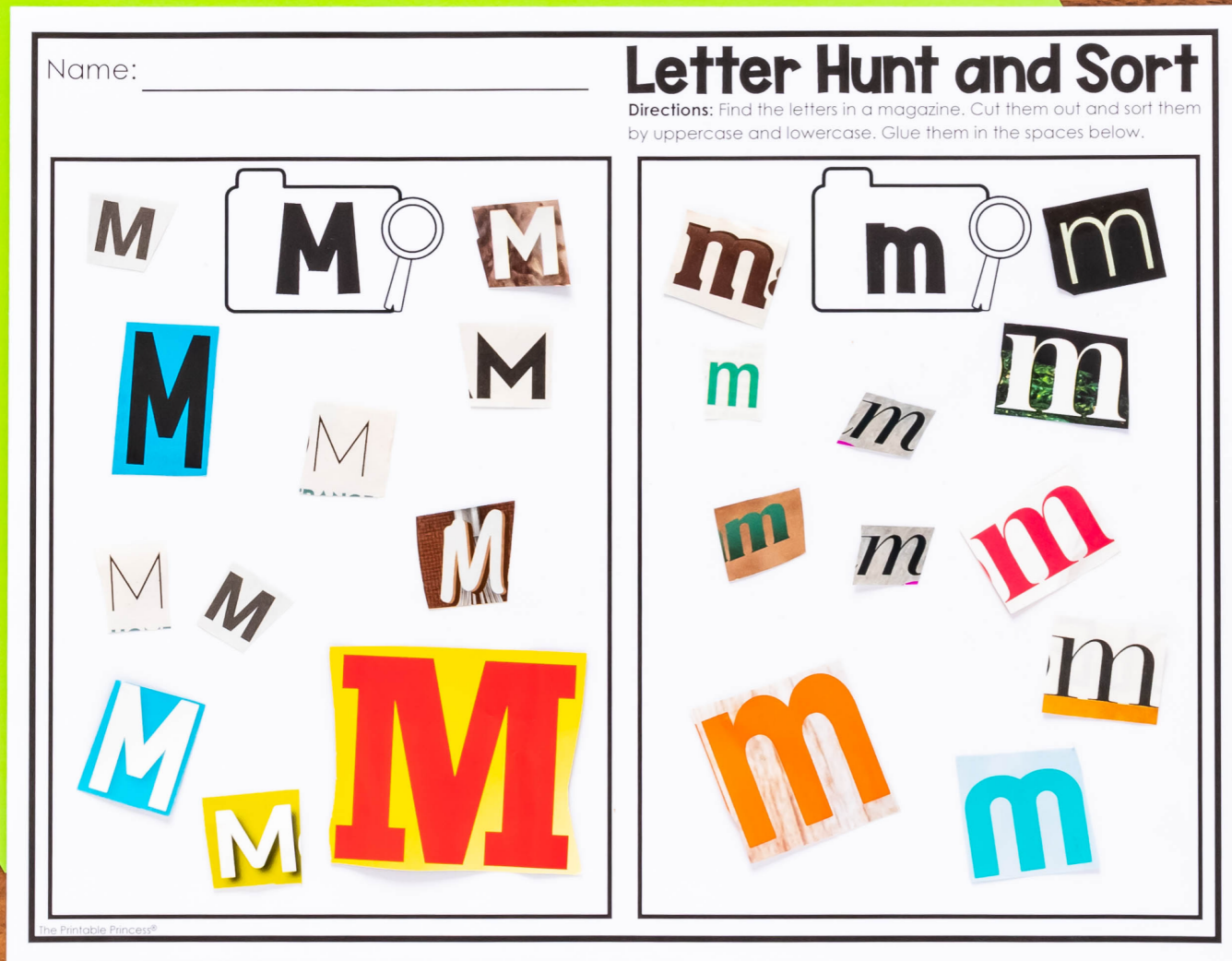
MAGAZINE HUNT

ENVIRONMENTAL PRINT ACTIVITIES

Name: _____

Letter Hunt and Sort

Directions: Find the letters in a magazine. Cut them out and sort them by uppercase and lowercase. Glue them in the spaces below.



The worksheet is titled "Letter Hunt and Sort" and includes a "Name:" field. Below the title, there are two large rectangular boxes for pasting cut-out letters. The left box is for uppercase 'M' and the right box is for lowercase 'm'. Each box contains a folder icon with a magnifying glass over the letter. Various cut-out letters from magazines are scattered in each box. To the left of the worksheet is a yellow pencil, and to the right are a pair of blue scissors, a glue stick, and a bowl of colorful markers.

The Printable Princess®

About this resource:

This resource was designed as a way for students to practice letter recognition with environmental print.

Magazine Hunt includes 3 different options for letters Aa-Zz:

- **Option 1:** Students will find, cut, and paste the target letter, without sorting.
- **Option 2:** Students will find, cut, sort the uppercase and lowercase letter, then glue it on their paper.
- **Option 3:** Students will find, cut, and glue. They will sort the target letter and letters that are not the target letter.

To prepare this activity, select and print the letter and page style you'd like for your students to practice. Students will need a pair of scissors, glue stick, and magazines for this activity. *It is recommended that you preview the magazines and remove any articles, pages, or ads that are not student friendly.*


Students will look through magazines, sales flyers, or other materials to find letters needed to complete the activity. They will cut out the letters and glue them on the paper.



Name: _____

Letter Hunt


Directions: Find the letters in a magazine. Cut them out and glue them in the space below.



Name: _____

Letter Hunt and Sort


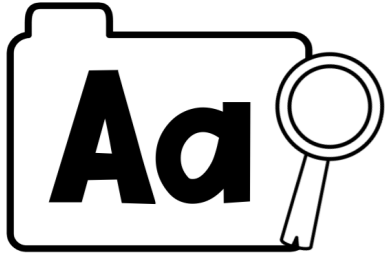
Directions: Find the letters in a magazine. Cut them out and sort them by uppercase and lowercase. Glue them in the spaces below.



Name: _____

Letter Hunt and Sort

Directions: Find the letters in a magazine. Cut them out and sort them. Glue them in the spaces below.





TERMS OF USE

You May	You May NOT
<ul style="list-style-type: none">● Make as many printed copies as you need for your own classroom and personal use.● Purchase additional licenses for colleagues at a discounted rate by visiting your "My Purchases" tab on TpT.● Save this file to your home or school computer.● Share ONLY the cover page of this product on your blog, social media account, etc. with a link back to the product in my TpT shop.● <u>Thank you for respecting my work.</u>	<ul style="list-style-type: none">● Post <u>ANY</u> part of this document on <u>ANY</u> website, blog, shared clouds or drives, etc. (Including personal, classroom, or school websites)● Share this item with other teachers, your team, or your school/district (either digitally in ANY way or by copying it via a copy machine or printer). Please direct them to this product on TpT.● Sell this item or benefit financially in any way from this file.

Copyright The Printable Princess, Inc. All rights reserved. Permission is granted to make printed copies specifically for student or teacher use by the original purchaser/licensee only.

Reproduction of any part of this product for any other purpose is strictly prohibited, which includes but is not limited to: sharing or distributing any part of this product by way of making printed copies, sharing or distributing any part of this product by posting it online (including personal or classroom websites). Posting any part of this product online is detectable and is in violation of The Digital Millennium Copyright Act (DMCA).



let's connect



Just click the buttons above!

