

# If I Can Spell...

## Long Vowel Word Families



# About this Activity...

## What's Included:

- 7 "I Can" Visual Directions Cards (pg 4 – 10)
- 25 Word Family Activity Cards. (pg 11 – 21)
- 25 Smaller Self Correcting Cards (pg 22 – 27)
- Optional Front Covers (pg 28)
- 6 Options Recording Sheets (pg 29 – 34)

**Prep Work:** Print, cut apart, and laminate the activity cards and the corresponding "I Can" visual direction pages. Print, cut apart, and laminate "self correcting" cards. You could punch a hole into the upper left corner of the self correcting cards and put them on a binder ring to keep them together. The number on the bottom of the activity card corresponds to the number on the top of the self-checking card.

*Optional:* print a recording sheet to hold students accountable for their work. Students will need dry erase markers or magnetic letters for this activity.


**Directions:** Students will select an activity card. They will say the name of the picture at the top of the card. They will change the beginning sound to make a new word and record the new word on the line.






# I Can...

Read the word at the top of the card.




float

Change the beginning sound to make a new word to match the picture.



float



coat

Record the words on the paper.



Name: \_\_\_\_\_

Directions: On the top line write the word from the top of the card. On the lines below write the words you spelled on the card.


**If I Can Spell...**

<u>f</u> loat then I can spell: <u>c</u> oat	<u>f</u> loat then I can spell:
then I can spell:	then I can spell:
then I can spell:	then I can spell:
then I can spell:	then I can spell:

The Printable Princess


# I Can...

Read the word at the top of the card.



float

Change the beginning sound to make a new word to match the picture.



float



coat




Record the words and write a story.

Name: \_\_\_\_\_

### I Can Write

Directions: Write the words from the card in the boxes below. Create a story using the words and draw a picture.

float
coat
goat
boat



We rode a boat in the lake. I wore a float. My pet goat wore a coat!




• If I can spell



**maid**


then I can spell...



---




---



---


Card 1

• If I can spell



**sail**


then I can spell...



---



---



---

Card 2

- If I can spell

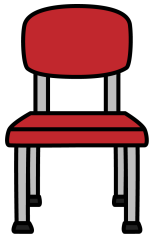


**cleat**


then I can spell...



---



---



---

Card 9

- If I can spell



**speed**

then I can spell...



---



---



---

Card 10

- If I can spell




# upload

then I can spell...



---




---



---

Card 17

- If I can spell




# float

then I can spell...



---



---



---


Card 18





Card 1


maid



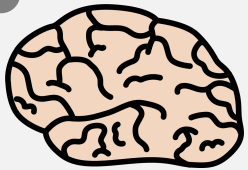
laid



paid



braid



Card 3

brain




chain



stain




rain




Card 2


sail



mail



tail

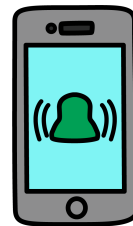


nail




Card 4

hang



rang



bang



sang

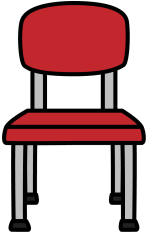
Card 9



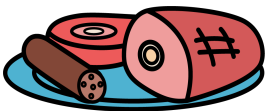
cleat



heat




seat

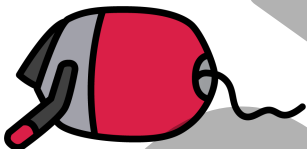


meat


Card 11




peel



reel



eel



heel

Card 10



speed



feed



weed



seed


Card 12



sweep



sheep



jeep



sleep




Card 17

upload




road



toad




load



Card 19

gold




mold



sold



cold



Card 18

float



coat



goat




boat



Card 20

row



low



mow



bow



# Optional Covers for Activity:


You can punch a hole in the upper left corner of each card and put them on a metal ring. Use these cards as the front covers.



Name: \_\_\_\_\_

Directions: Color the squares below to show the long vowel word families you worked on.

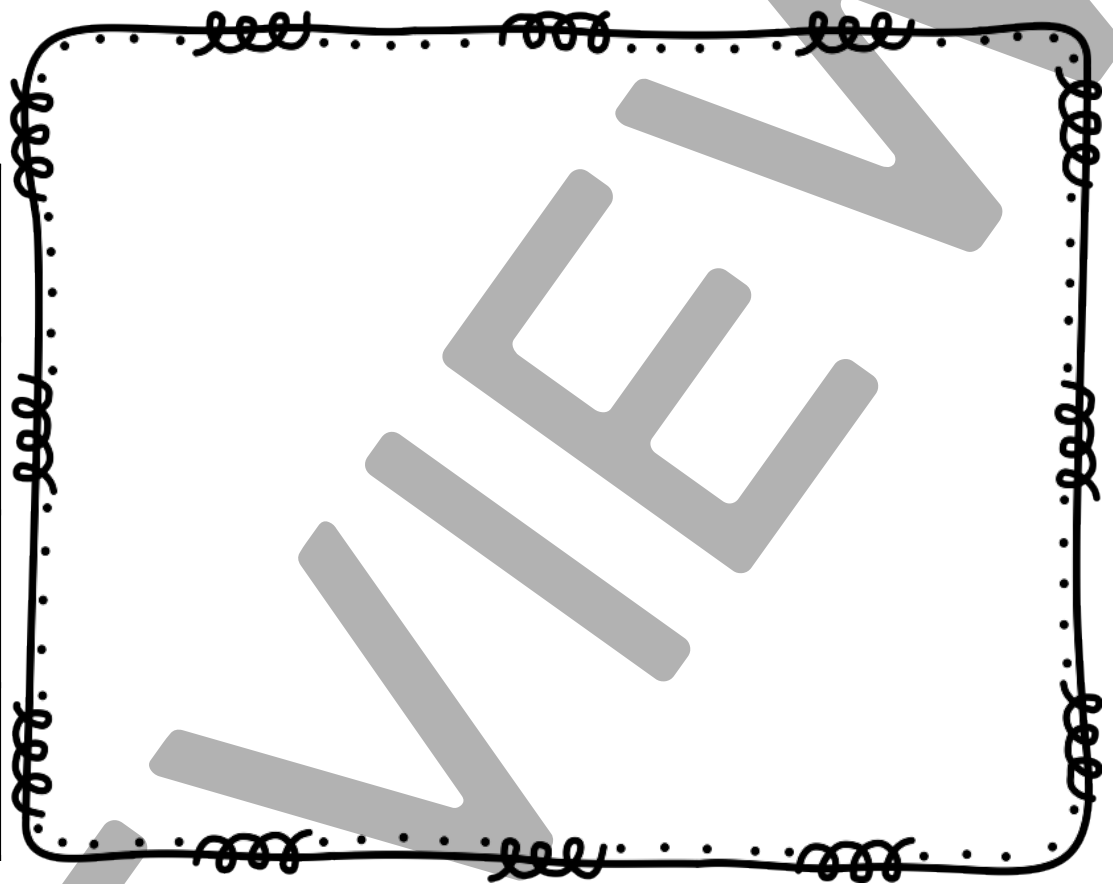

# If I Can Spell...

aid	ail	ain	ang
ank	ay	eak	eam
eat	eed	eel	eep
eet	ight	ind	oe
oad	oat		
old	ow		
oom	oon		

Name: \_\_\_\_\_

# I Can Write

Directions: Write the words from the card in the boxes below. Create a story using the words and draw a picture.



Four sets of primary writing lines, each consisting of a solid top line, a dashed middle line, and a solid bottom line, for handwriting practice.