

# LETTER SOUND MATS

## Beginning Sounds



b q t



o h u

Created by The Printable Princess

# About this packet...

**Letter Sound Mats 1:** Print the activity pages and slide in page protectors. There are only six pictures on the page. These are great for students who are just learning letter sounds and might get overwhelmed with a larger amount of pictures. Students will need letter tiles or magnetic letters for this activity. Students will say the name of the picture, identify the beginning sound, and place the corresponding letter to show their answer.

**Letter Sound Mats 2:** Print the activity mats and slide in page protectors. Students will need letter tiles or magnetic letters. Students will say the name of the picture, identify the beginning sound, and place the corresponding letter to show their answer.

**Letter Sound Mats 3:** Print, cut apart, and laminate the picture cards. Six color coded sets are included. Students will say the name of the picture, identify the beginning sound, and place the corresponding letter to show their answer.

I recommend starting these mats in a teacher led setting so that students become familiar with the picture names before working independently. Also included are four follow up practice pages to monitor student progress.



Mat #	Picture Names (L to R)
1	blueberry, umbrella, cat, raft, envelope, question mark, horse, snowflake, ill, tooth, leaf, pumpkin
2	kayak, apple, gas, flamingo, mailbox, vine, ox, jar, doughnut, kiwi, wink, numbers
3	camera, blocks, king, nut, up, elephant, instruments, xylophone, hospital, wolf, yo-yo, lunch
4	farmer, puzzle, domino, soup, toaster, mask, alligator, game, zoo, office, vest, road
5	zero, jam, hippo, exercise, x-ray, necklace, van, feet, candy, moon, windmill, umpire
6	kite, queen, bath, tiger, ambulance, purse, gift, zipper, insects, omelet, ring, laundry
7	zap, robot, hoop, turtle, web, car, quiet, golf, four, pumpkin, drill, yellow
8	quarter, ketchup, wet, soccer, monkey, pencils, yell, carrots, heart, newspaper, x-ray fish, tree
9	turkey, mop, button, nose, spider, water fall
10	yarn, towel, valentine, frog, star, penguin
11	mom, lemonade, kangaroo, act, pear, beach
12	groceries, darts, cactus, nine, octagon, pencil
13	snowman, upside down, hand, vet, flowers, gate
14	backpack, jeans, pizza, milk, igloo, wallet
15	honey, ring, eggplant, zebra, tissue, x-ray
16	fish, door, elf, yawn, quiz, clock

	Picture Names (L to R)
Red Set	address, blueberries, car, door, egg, firetruck, gas, honey, inchworm, jellyfish, ketchup, lighthouse, moon, net, octagon, pumpkin, quiz, rain, saw, train, under, vegetables, wagon, x-ray, yarn, zebra
Orange Set	apple, ballerina, catch, diamond, elbow, feet, goat, hamburger, ill, juggle, kangaroo, lion, magnet, newspaper, ostrich, panda, quiet, rocket, sandwich, turkey, upstairs, vine, wand, xylophone, yogurt, zig-zag
Yellow Set	ambulance, button, clown, doll, eggplant, fork, glue, house, iguana, jar, key, lemonade, mailbox, nurse, ox, purse, quilt, robot, sing, taco, up, vacuum, watch, x-ray fish, yawn, zap
Green Set	ask, backpack, cookie, dice, elephant, fan, glasses, hot, insects, jelly, kite, lettuce, map, night, off, pear, quack, red, soccer, tree, upset, vest, wallet, x-ray, yell, zoo
Blue Set	astronaut, baby, cactus, desk, envelope, fruit, gate, heart, igloo, jeans, kick, lightbulb, milk, necklace, octopus, popcorn, queen, ring, snowman, tooth, umpire, vase, wed, xylophone, yo-yo, zero
Purple Set	act, bath, cake, dad, elf, fire, game, hippo, instruments, jacket, king, lime, mermaid, needle, otter, penguin, question mark, recycle, socks, ten, umbrella, vet, watermelon, x-ray fish, yellow, zipper
	<b>NOTE:</b> Y and Z picture cards are found on page 39
No-Prep Pages	ant, harp, moon, wave, feather, desk, igloo, olive, question mark, cat, jar, key
	nose, yo-yo, rainbow, umbrella, elf, gum, boat, volcano, seal, iguana, octopus, leaf
	zero, net, top, boot, van, golf, x-ray fish, foot, pizza, cake, egg, yogurt
	leg, pear, hive, sock, dart, wagon, apple, queen, kite, zoo, turtle, rabbit




# Letter Sound Mat 1

Students will say the name of each picture and identify the beginning sound. They will use magnetic letters to show the beginning sound.

{Optional: place mats on a magnetic cookie sheet.}








n  
t  
e



a  
f  
v

# LETTER SOUND MAT





# Letter Sound Mat 2

Students will say the name of each picture and identify the beginning sound. They will use magnetic letters to show the beginning sound.








{Optional: place mats on a magnetic cookie sheet.}



t  
o  
q

u  
b  
h


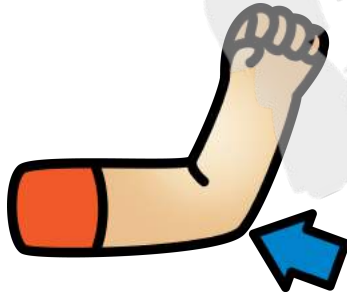

# LETTER SOUND MAT





Students will say the name of each picture and identify the beginning sound. They will use magnetic letters to show the beginning sound.





Name: \_\_\_\_\_

# Beginning Sound Practice

Directions: Say the name of each picture. Write the letter to show the beginning sound. Cross off the letters as you use them.

 f c a i h q m j w k d o

