


Color No Prep

100 "Print & Go" Pages Included

name: _____

Count Each Color

Directions: Determine the color of each real-life object. Fill in the ten frame to show the total of each color.



red									

orange									

yellow									

green									

The Printable Princess

Table of Contents: Colors No Prep Pages

	Activity Name	Pages
	About this Resource	<u>4</u>
1	Flip Books	<u>5 - 16</u>
2	Mini Readers	<u>17 - 28</u>
3	Circle Maps	<u>29 - 40</u>
4	Tearing Paper Activity Pages	<u>41 - 52</u>
5	Color Sort: Cut and Paste	<u>53 - 64</u>
6	Color Things	<u>65 - 76</u>
7	A Dab of Colors	<u>77 - 82</u>
8	Mixed Colors Practice	<u>83 - 105</u>

About this resource...



The pages included in this resource are all no prep activities. This means that the only prep needed is to just print! For a few of the activities students will need a spinner or a dot cube to complete. One of the activities requires construction paper for students to tear and glue.

You will find two “types” of pages in this resource. One type focuses on only one color at a time. The second type, beginning on page 83, focuses on a variety of colors and color words.

Directions are listed on each page, with the exception of pg 5 – 16 and 17 – 28 (due to space). Those directions are listed below:


Pg 5 – 16, Flip Books: To make these flip books, students will color the pictures and cut the page in half on the dotted line. They will then cut the four pictures on the right side apart. They will stack the pages on the left and have an adult staple the pictures on the book.

Pg 17 – 28, Mini Readers: Students will color the pictures and trace the color word. Students will fold the book in half long-ways (or a hot-dog fold). Next students will fold the book in half again (or a hamburger fold).



black

My book of black things



cat


by: _____



spider



tire




penguin



bat

The boot is brown.



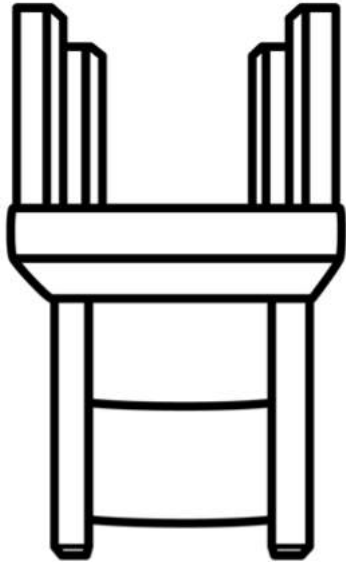
My Color Book:

brown



by: _____

The chair is brown.



The hat is brown.





Name: _____

Color Sort

Directions: Cut and paste each picture into the correct box.

yellow				
not yellow				




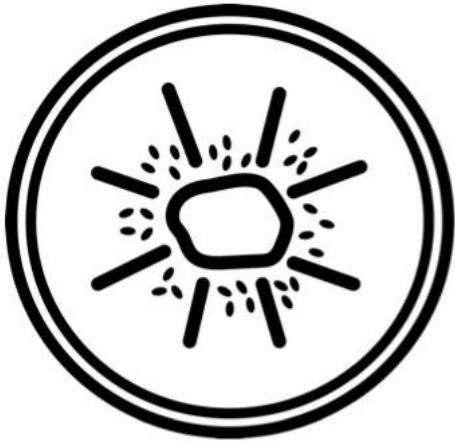


Picture names: tree trunk, sun, duck, carrot, cheese, clover, bananas, cherries

Name: _____

Green Things

Directions: Color each picture. Trace the color words.



Trace the color words.


green

green

Name: _____

A Dab of Orange





Dab the circles orange. Say the name of the color each time you dab.



Name: _____

Read, Stamp, and Write


Directions: Read each color word. Stamp the word and then write the word on the line.

Read	Stamp	Write
 red		<hr/> <hr/> <hr/>
 orange		<hr/> <hr/> <hr/>
 yellow		<hr/> <hr/> <hr/>
 green		<hr/> <hr/> <hr/>


Name: _____

Colorful Bugs

Directions: Read the sentence and color the bugs to match.




I see the red bug.



I see the green bug.



I see the brown bug.



I see the black bug.




I see the white bug.




I see the orange bug.



I see the yellow bug.



I see the blue bug.







I see the purple bug.



Name: _____

Roll and Trace












Directions: Roll the dot cube and find the matching column. Trace a word from that column. Keep going to see which column fills up first. If you roll a two you pick the column. If you roll a six, roll again.


purple	yellow	orange	blue
black	red	purple	green
orange	blue	green	yellow
green	orange	brown	purple
red	brown	yellow	black
			

Name: _____

Spin and Color

Directions: Color the crayons red, orange, yellow, green, and blue to create a color code. Spin the spinner and color a real life object to match.


			
orange juice	taxi	sky	cherries
			
kiwi	stop sign	lemon	hose
			
pumpkin	sunflower	whale	carrot
			
blueberries	fire hydrant	lime	gold



Name: _____

Color by Code

Directions: Use the color code to color the cars.



Color Code
5 orange
7 purple
3 red
1 brown
2 yellow
4 blue
6 green
2 black

Name: _____

Color Word Scramble

Directions: Unscramble the letters to spell a color word.



owylel



labck



ragneo



pepurl



thiew



eenrg



dre



ubel





robwn

orange green blue purple yellow brown red white black


Name: _____

Roll and Color


Directions: Roll the dot cube and read the color word.
Color a real life object to match.




yellow




red



blue



orange



purple



green