

HIDE AND FIND

POCKET CHART GAME



6 “delicious” year-round themes to keep the game fun and fresh for your students.

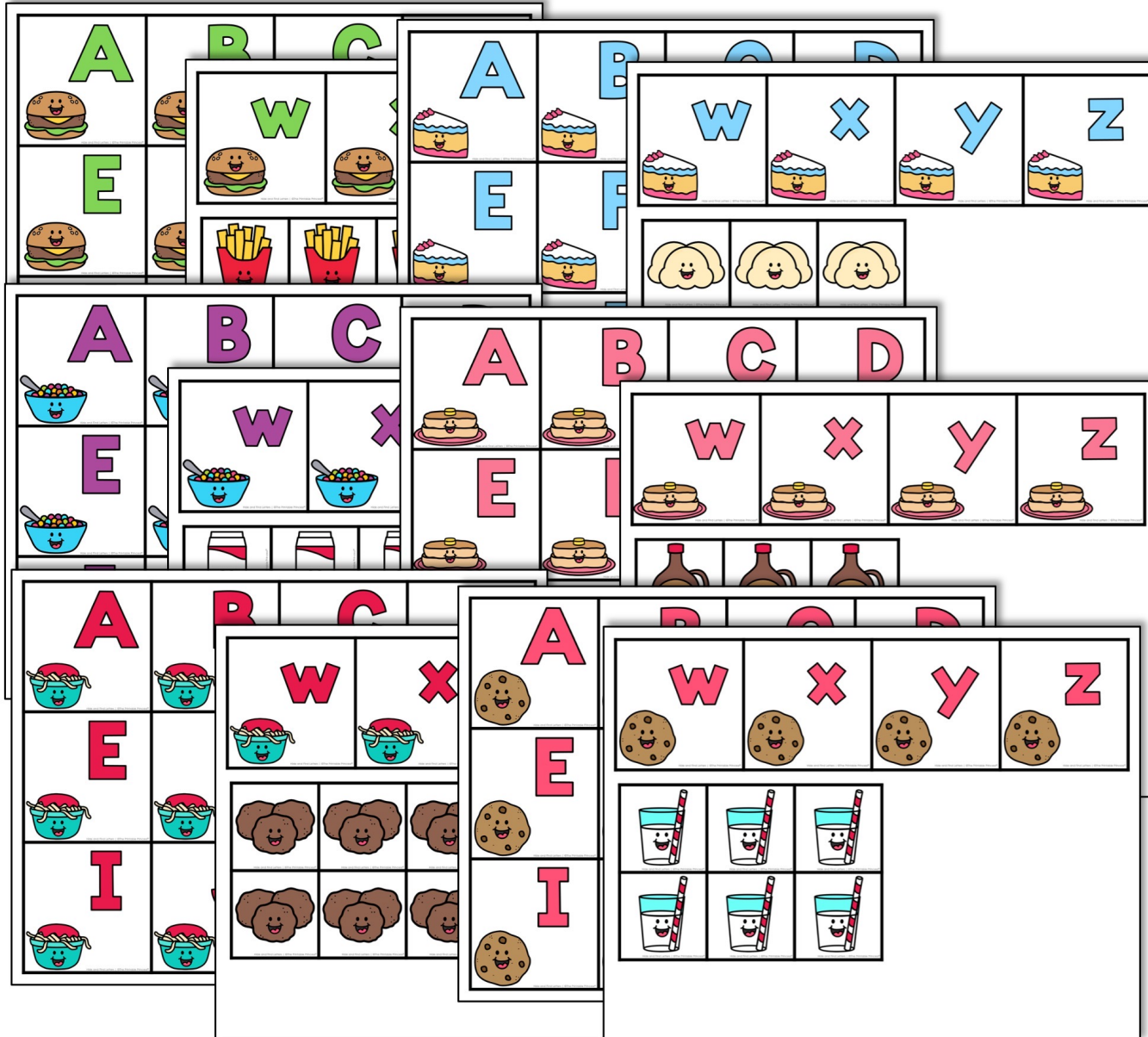
Uppercase and lowercase cards included for all themes. Use all the letters or just a few.

Use as a whole group or small group game to practice letter identification

Repurpose the letter cards with the included sorting mats and pocket chart headers.

What's included?

6 FUN THEMES INCLUDED




How to play:

- Before the game begins, hide the special cards behind some of the letters.
- Call on a student to come to the pocket chart, say the letter name.
- If they identify the letter correctly, they remove the card to see if the special card is hiding behind.

What's included?

TEACHING TOOLS




- Repurpose the cards for a morning tub or early finisher activity by using the pocket chart headers or sorting mats.
- Optional: Before the game begins, students can record their predictions on where they think the special cards are hiding


UPPERCASE
A B C

lowercase

Letter Sort



UPPERCASE



A B C

Name: _____

My Predictions
Directions: Write the letters below to show where you think the special cards are hiding.


Round 1	Round 2	Correct Guesses:	Round 3	Correct Guesses:

Name: _____

My Predictions
Directions: Write the letter below to show where you think the special card is hiding.

Round 1	Round 2	Round 3	Round 4

lowercase



a b c

Teachers like you...

LOVE HIDE AND FIND!

"Perfect for both whole group activities and small groups. Students eventually learned how to play independently, and it became a station."

★★★★★ -Carrie F.

"10/10 stars. My students love playing this game! I taught them how to play it whole group. Once they got the hang of it, I made it one of my center rotations and they really enjoy it!"

★★★★★ -Sara H.

