

# 50 LITERACY CENTERS with Spinners

Made for  
Kindergarten

Created by:  
The Printable Princess



# Kindergarten Literacy Centers Using Spinners

	Activity Name	Pages
	About this Resource	<a href="#"><u>6</u></a>
1	Letter or Word?	<a href="#"><u>7 - 9</u></a>
2	Letter, Word, or Sentence?	<a href="#"><u>10 - 12</u></a>
3	Number of Letters: Counting Letters in a Word	<a href="#"><u>13 - 15</u></a>
4	Number of Words: Counting Words in a Sentence	<a href="#"><u>16 - 18</u></a>
5	Uppercase or Lowercase	<a href="#"><u>19 - 21</u></a>
6	Letter Match 1: Uppercase to Uppercase	<a href="#"><u>22 - 24</u></a>
7	Letter Match 2: Lowercase to Lowercase	<a href="#"><u>25 - 27</u></a>
8	Make a Match 1: Uppercase to Lowercase	<a href="#"><u>28 - 30</u></a>
9	Make a Match 2: Lowercase to Uppercase	<a href="#"><u>31 - 33</u></a>
10	Where's the Sound? 1: Beginning, Middle, or End	<a href="#"><u>34 - 36</u></a>
11	Where's the Sound? 2: Beginning, Middle, or End	<a href="#"><u>37 - 39</u></a>
12	Same Beginning Sounds 1: Match Picture to Picture	<a href="#"><u>40 - 42</u></a>
13	Same Beginning Sounds 2: Match Picture to Picture	<a href="#"><u>43 - 45</u></a>
14	Beginning Sounds 1: Match Letter to Picture	<a href="#"><u>46 - 48</u></a>
15	Beginning Sounds 2: Match Letter to Picture	<a href="#"><u>49 - 51</u></a>

# Kindergarten Literacy Centers Using Spinners

16	Same Ending Sounds 1: Match Picture to Picture	<a href="#"><u>52 - 54</u></a>
17	Same Ending Sounds 2: Match Picture to Picture	<a href="#"><u>55 - 57</u></a>
18	Ending Sounds 1: Match Letter to Picture	<a href="#"><u>58 - 60</u></a>
19	Ending Sounds 2: Match Letter to Picture	<a href="#"><u>61 - 63</u></a>
20	Same Middle Sounds 1: Match Picture to Picture (Short Vowel)	<a href="#"><u>64 - 66</u></a>
21	Same Middle Sounds 2: Match Picture to Picture (Short Vowel)	<a href="#"><u>67 - 69</u></a>
22	Middle Sounds 1: Match Letter to Picture (Short Vowel)	<a href="#"><u>70 - 72</u></a>
23	Middle Sounds 2: Match Letter to Picture (Short Vowel)	<a href="#"><u>73 - 75</u></a>
24	Rhyming Words 1: Match Picture to Picture	<a href="#"><u>76 - 78</u></a>
25	Rhyming Words 2: Match Picture to Picture	<a href="#"><u>79 - 81</u></a>
26	Rhyming Words 3: Match CVC Word to CVC Word	<a href="#"><u>82 - 84</u></a>
27	Syllables 1: One, Two, and Three Syllables	<a href="#"><u>85 - 87</u></a>
28	Syllables 2: Two, Three, and Four Syllables	<a href="#"><u>88 - 90</u></a>
29	Read the Word 1: Real and Nonsense CVC Words	<a href="#"><u>91 - 93</u></a>
30	Read the Word 2: Real and Nonsense CVCe Words	<a href="#"><u>94 - 96</u></a>
31	Colors All Around 1: Color Words - Yellow, Blue, Brown, & Purple	<a href="#"><u>97 - 99</u></a>
32	Colors All Around 2: Color Words - Red, Black, Orange, & Green	<a href="#"><u>100 - 102</u></a>
33	Nouns: Person, Place, Thing, or Animal	<a href="#"><u>103 - 105</u></a>

# Kindergarten Literacy Centers Using Spinners

34	Short or Long I: Vowel Sounds with Pictures	<a href="#"><u>106 - 108</u></a>
35	Short or Long 2: Vowel Sounds with Words	<a href="#"><u>109 - 111</u></a>
36	CVC Word Families 1: Short A	<a href="#"><u>112 - 114</u></a>
37	CVC Word Families 2: Short E	<a href="#"><u>115 - 117</u></a>
38	CVC Word Families 3: Short I	<a href="#"><u>118 - 120</u></a>
39	CVC Word Families 4: Short O	<a href="#"><u>121 - 123</u></a>
40	CVC Word Families 5: Short U	<a href="#"><u>124 - 126</u></a>
41	Mixed CVC Words 1: Word Families	<a href="#"><u>127 - 129</u></a>
42	Mixed CVC Words 2: Word Families	<a href="#"><u>130 - 132</u></a>
43	CVCe Word Families 1: Long A	<a href="#"><u>133 - 135</u></a>
44	CVCe Word Families 2: Long I	<a href="#"><u>136 - 138</u></a>
45	CVCe Word Families 3: Long O	<a href="#"><u>139 - 141</u></a>
46	CVCe Word Families 4: Long U	<a href="#"><u>142 - 144</u></a>
47	Mixed CVCe Words 1: Word Families	<a href="#"><u>145 - 147</u></a>
48	Mixed CVCe Words 2: Word Families	<a href="#"><u>148 - 150</u></a>
49	Beginning Digraphs: Ch, Sh, Th, Wh	<a href="#"><u>151 - 153</u></a>
50	Beginning Digraphs: Ch, Sh, Th,	<a href="#"><u>154 - 156</u></a>



## Number of Words

Name: \_\_\_\_\_

Directions: Spin the spinner to determine which space to color. Find a sentence with the corresponding number of words. Color the space using the color code on the spinner.

I like me.	My cap is blue.	I like my red hat.
Do you see the rug?	Look at my box.	It is hot.
I am tall.	Do you see the sun?	This is for you.
We see a dog.	That was fun.	The pot is hot.

The Printable Princess

## Syllables 2

Name: \_\_\_\_\_

Directions: Spin the spinner to determine which space to color. Find a picture with the corresponding number of syllables. Color the space using the color code on the spinner.

alligator	pretzel	volcano
watermelon	pencil	elevator
elephant	robot	triangle
pineapple	robot	triangle

The Printable Princess

## Ending Sounds I

Name: \_\_\_\_\_

Directions: Spin the spinner to determine which space to color. Find a picture with the corresponding ending sound. Color the space using the color code on the spinner.

jar	box	bathtub
cake	can	dog
car	child	train
bed	child	train

The Printable Princess

## Where's the Sound? I

Name: \_\_\_\_\_

Directions: Spin the spinner to determine which space to color. Find a picture that matches where you hear the sound. Color the space using the color code on the spinner.

/t/	/w/	/u/
top	wheel	umbrella
/p/	/a/	/f/
pop	car	fox
/i/	/d/	/r/
ice cream	children	wheel
/b/	/c/	/e/
ball	clap	egg

The Printable Princess



# Letter, Word, Sentence?

Letter Word

Sentence

Name: \_\_\_\_\_

Letter, Word, Sentence?

Directions: Spin the spinner to determine which space to color. Find a corresponding letter, word, or sentence. Color the space using the color code on the spinner.

a	like	Do you see my cat?
can	M	s
This is fun.	F	see
the	I like to run.	He can go with us.

# Same Beginning Sounds I

Name: \_\_\_\_\_

Same Beginning Sounds I

Directions: Spin the spinner to determine which space to color. Find a picture with the same beginning sound. Color the space using the color code on the spinner.

clock	coin	net
fan	plant	lollipop
desk	key	worm
bug	car	watermelon

# Short or Long

Name: \_\_\_\_\_

Short or Long

Directions: Spin the spinner to determine which space to color. Find a corresponding word. Color the space using the color code on the spinner.

cap	note	fine
tube	cute	can
not	fin	cape
cut		

# Ending Sounds I

Name: \_\_\_\_\_

Ending Sounds I

Directions: Spin the spinner to determine which space to color. Find a picture with the corresponding ending sound. Color the space using the color code on the spinner.

jar	box	bath
cloud	can	dog
book	child	key
bed	car	sun



# About this Resource...


This resource includes 50 literacy centers to cover a variety of Kindergarten skills. These activities are designed to offer fun, engaging, and interactive ways to practice standards. Each activity includes teacher directions and kid-friendly "I Can" visual directions.

To prep each activity you'll need to print, cut, and laminate the spinners and the corresponding recording sheet. The name of the activity is located on both the spinner and the recording sheet to keep you organized. You can use these activities as morning work bins, fast finisher activities, small group work, or as independent math stations.

For most activities students will spin the spinner and find a corresponding answer on their recording sheet. They will use a color code to record or color their answers. By using a color code, you are able to check your students work.

You can have students use a paperclip and a pencil to make a spinner, as mentioned in the directions. If you have game spinners, you can use those as well. I got my game spinners on Amazon.

You can also print this activity on color paper and have students use snap cubes to show their answer.



# Uppercase or Lowercase?

**Prep Directions:** Print, cut, and laminate the spinner. Print the corresponding recording sheet. Students will need crayons or markers to complete the activity and plastic spinner or a paperclip and a pencil.

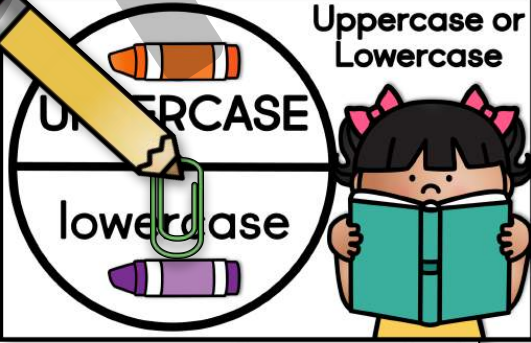
**Activity Directions:** Students will spin the spinner to determine which space to color. They will find a corresponding space on the recording sheet. They will color an uppercase or lowercase letter using the color code on the spinner. Students will continue to spin and color until all of the spaces have been colored.

Name: \_\_\_\_\_

A	E	d
r	N	R
Q	h	
e	L	
i	M	

**Uppercase or Lowercase?**

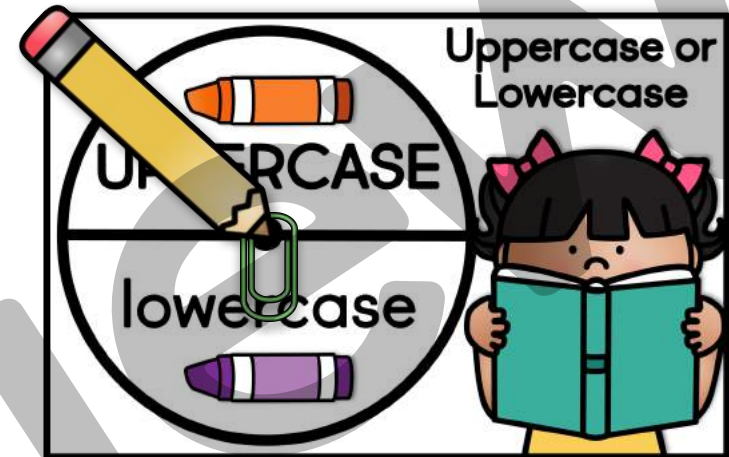
Directions: Spin the spinner to determine which space to color. Find a corresponding letter. Color the space using the color code on the spinner.



The Printable Princess

# I Can...

1. Spin the spinner.




2. Use the color code to color an uppercase or lowercase letter.

Name: \_\_\_\_\_

A	E	d
r	g	N
Q	h	B
e	L	t
i	M	a

**Uppercase or Lowercase?**

Directions: Spin the spinner to determine which space to color. Find a corresponding letter. Color the space using the color code on the spinner.



The Printable Princess



Uppercase or  
Lowercase



UPPERCASE

lowercase



Name: \_\_\_\_\_

# Uppercase or Lowercase?

**Directions:** Spin the spinner to determine which space to color. Find a corresponding letter. Color the space using the color code on the spinner.

A	E	m	d
r	g	N	R
Q	h	B	H
e	L	t	n
i	M	a	F






# Middle Sounds I


**Prep Directions:** Print, cut, and laminate the spinner. Print the corresponding recording sheet. Students will need crayons or markers to complete the activity and plastic spinner or a paperclip and a pencil.

**Activity Directions:** Students will spin the spinner and identify the short vowel sound to determine which picture to color. On the recording sheet they will find a picture with the matching vowel sound. They will color the picture using the color code on the spinner. Students will continue to spin and color until all of the pictures have been colored.




# I Can...

1. Spin the spinner and identify the short vowel sound.




2. Use the color code on the spinner to color a picture with the matching vowel sound.



# Middle Sounds I



Short Vowels



The Printable Princess


**Recording Sheet:** pig, top, peg, bin, ham, sum, den, mug, rib, rob, dab, wed



Name: \_\_\_\_\_

# Middle Sounds I

**Directions:** Spin the spinner to determine which space to color. Find a picture with the corresponding middle sound. Color the space using the color code on the spinner.



# Colors All Around 2











**Prep Directions:** Print, cut, and laminate the spinner. Print the corresponding recording sheet. Students will need crayons or markers to complete the activity and plastic spinner or a paperclip and a pencil.

**Activity Directions:** Students will spin the spinner and identify the color word. On their recording sheet, they will find a real world object that is that color. They will color the picture using the color word/code on the spinner. Students will continue to spin and color until all of the pictures have been colored.



Name: \_\_\_\_\_

## Colors All Around 2

**Directions:** Spin the spinner and read the color word to determine which space to color. Find a picture with the corresponding real world color. Color the space using the color code on the spinner.

 tire	 fire truck	 pumpkin
 turtle	 basketball	 spider
 strawberry	 bat	
 frog	 carrot	


**Colors All Around 2**

The Printable Princess

# I Can...

1. Spin the spinner.















2. Use the color code on the spinner to color a real world object.



Name: \_\_\_\_\_

## Colors All Around 2

**Directions:** Spin the spinner and read the color word to determine which space to color. Find a picture with the corresponding real world color. Color the space using the color code on the spinner.

 tire	 fire truck	 pumpkin
 turtle	 basketball	 spider
 strawberry	 bat	 broccoli
 frog	 carrot	 crab


**Colors All Around 2**

The Printable Princess



# Colors All Around 2




The Printable Princess

**Recording Sheet:** tire, fire truck, pumpkin, turtle, basketball, spider, strawberry, bat, broccoli, frog, carrot, crab


Name: \_\_\_\_\_

# Colors All Around 2


**Directions:** Spin the spinner and read the color word to determine which space to color. Find a picture with the corresponding real world color. Color the space using the color code on the spinner.




tire



fire truck




pumpkin



turtle



basketball



spider




strawberry




bat




broccoli




frog



carrot



crab






# Nouns


**Prep Directions:** Print, cut, and laminate the spinner. Print the corresponding recording sheet. Students will need crayons or markers to complete the activity and plastic spinner or a paperclip and a pencil.

**Activity Directions:** Students will spin the spinner to determine which picture to color. On their recording sheet, they will find a corresponding person, place, thing, or animal. They will color the picture using the color word/code on the spinner. Students will continue to spin and color until all of the pictures have been colored.




# I Can...

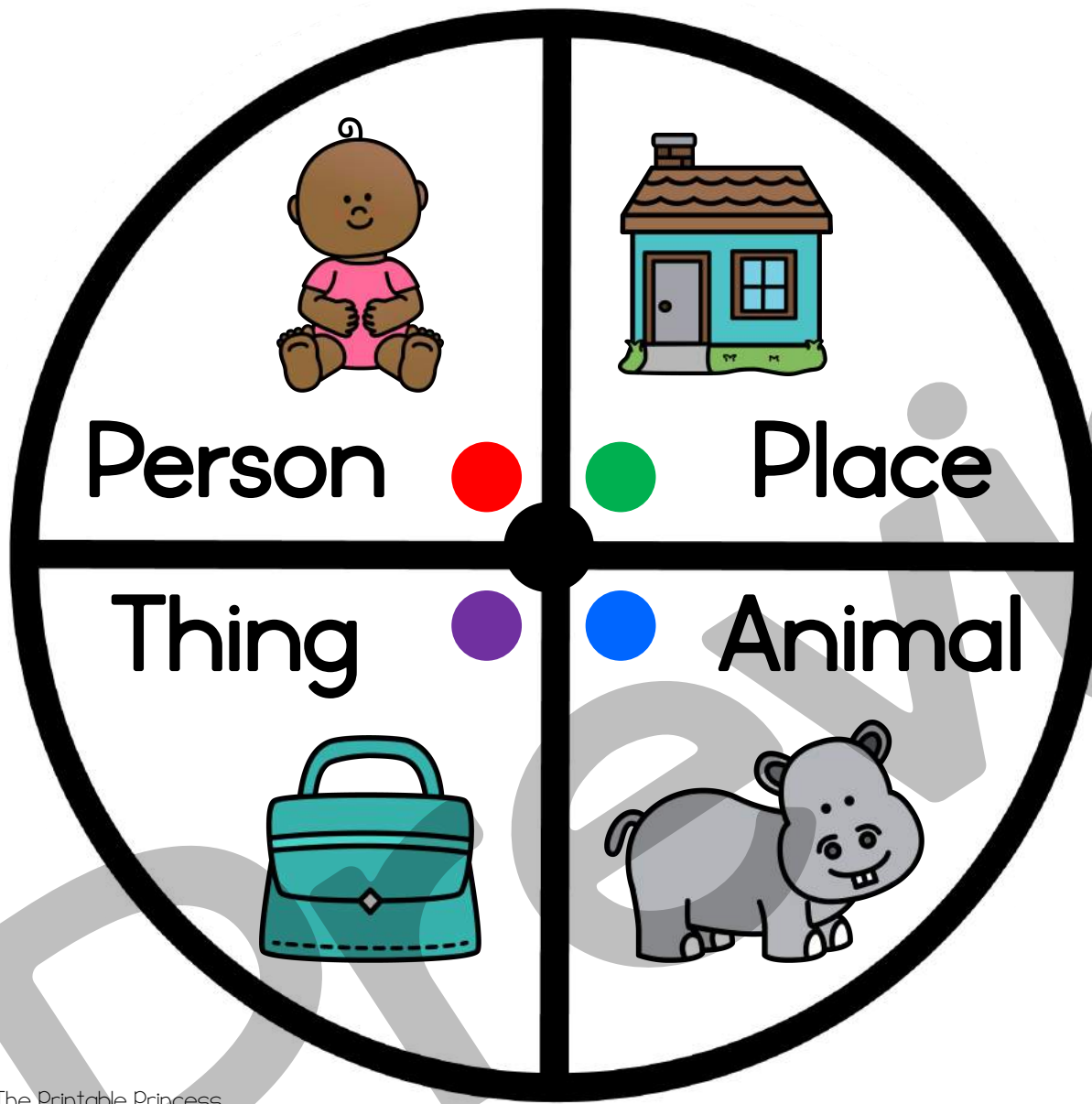
1. Spin the spinner.



2. Use the color code on the spinner to color a corresponding noun.



# Nouns



The Printable Princess

**Spinner Pictures:** baby, house, hippo, purse

**Recording Sheet:** teacher, lion, kitchen, dog, grocery store, boy, lamp, owl, clock, book, car wash, police officer



Name: \_\_\_\_\_

# Nouns

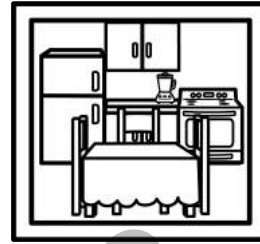
**Directions:** Spin the spinner to determine which space to color. Find a corresponding noun. Color the space using the color code on the spinner.



teacher



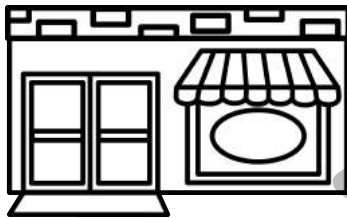
lion



kitchen




dog



grocery store



boy



lamp



owl



clock



book



car wash



police officer

