

# PLANS IN A PINCH

## MADE FOR KINDERGARTEN



150 print and go pages to take the stress out of last minute planning

Includes literacy, math, writing, science, social studies and time filler activities

No-prep math and literacy activity mats can be used for centers & early finishers

Quick prep activities make this perfect to use when preparing for a substitute teacher



# What's included?

# SUBSTITUTE ESSENTIALS

The collage features several printable worksheets and forms:

- Classroom Management:** Includes "Behavior Incentive Tickets" for individual students and a "Whole Class Incentive" chart.
- Plans in a Pinch:** A "Quick Prep Activity for December" featuring a Christmas tree illustration.
- How Was Your Day?:** A form for the guest teacher to provide feedback on the substitute's performance.
- Classroom Management Tools:** Includes a "Welcome to our Classroom" letter, a "Class Schedule" form, and a "Student Name" list.
- Activities:** Includes "Short I Words" (pig, fin, k), "I Like to Bake" (cookies), and "Beginning Sounds" (I like to bake cookies).
- Forms:** Includes a "Daily Schedule" form, a "Proc Arrival" form, a "Car Riders" form, and a "Walkers & Bike Ride" form.

**EDITABLE PAGES**

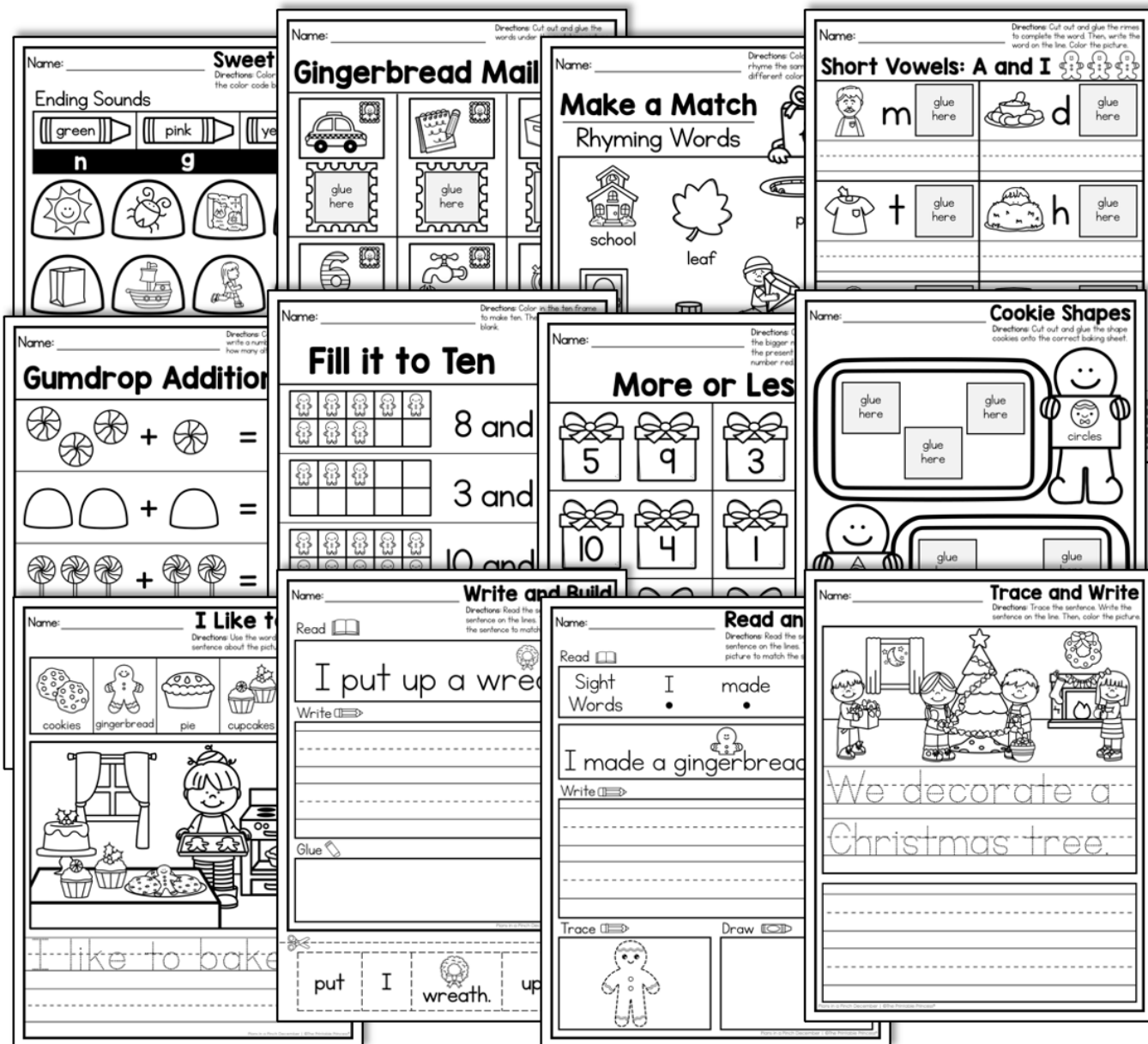
- ✓ Editable class lists and schedules
- ✓ Binder cover and storage label to keep your plans organized
- ✓ A premade letter to the guest teacher as well as an editable version
- ✓ A guest teacher report form
- ✓ Classroom management tools
- ✓ Simple, no-prep activities

# What's included?

# NO-PREP PAGES



- ✓ Literacy pages to practice beginning & ending sounds, rhyming, and cvc words
- ✓ Math pages to practice addition, counting on, making 5 and 10, comparing numbers and 2-D shapes
- ✓ Simple writing pages to practice tracing, copying, and completing sentences



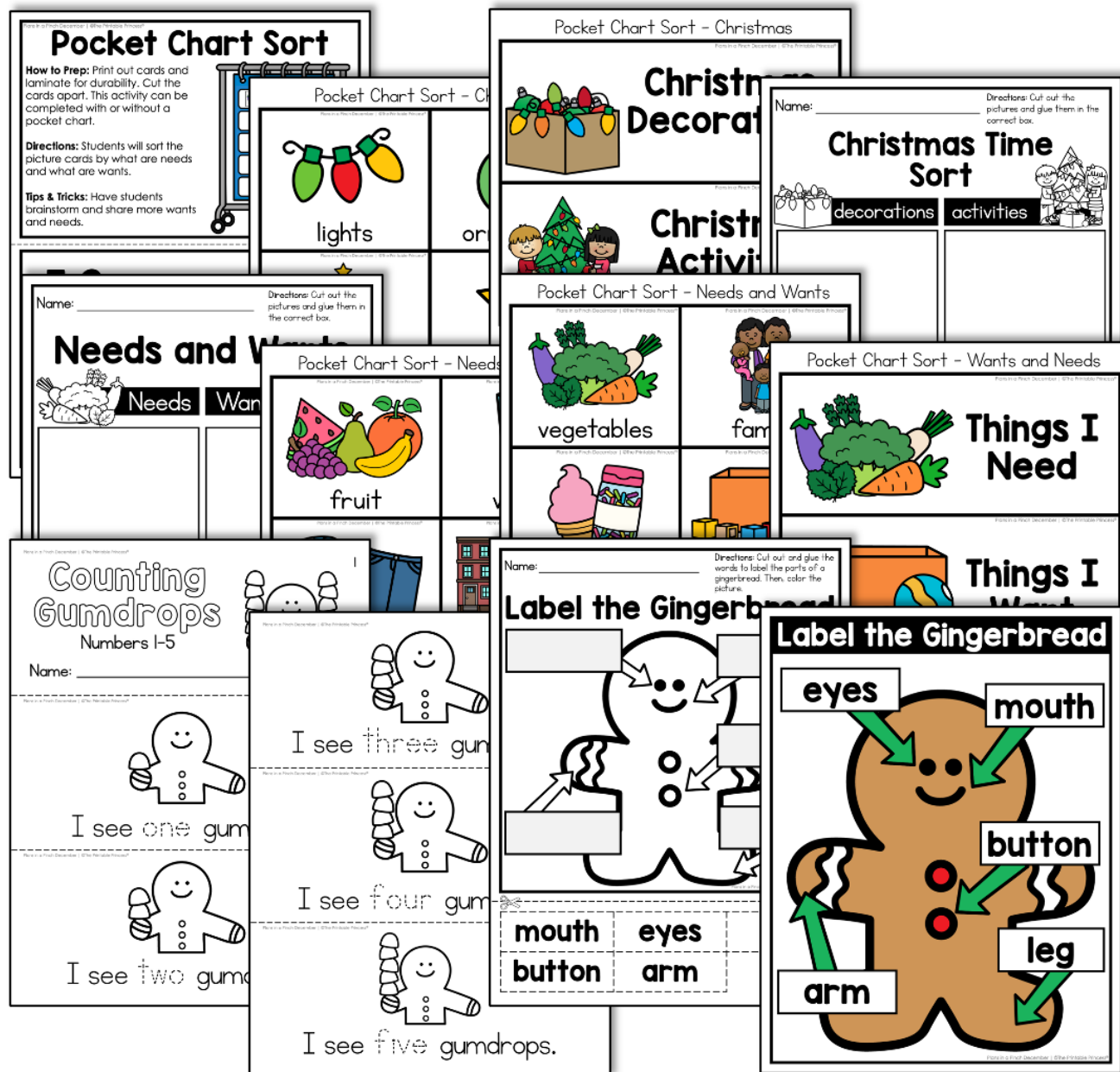


# What's included?

# SCIENCE & SOCIAL STUDIES



- ✓ Focuses on needs and wants, Christmas and gingerbread
- ✓ Pocket chart sorting activity, booklets and labeling activities
- ✓ Teacher directions card
- ✓ "I can" visual directions card for students





# What's included?

# ACTIVITY MATS

**Short I Word Families**

**How to Prep:** Print out game mat, gather different colored manipulatives (cubes, buttons, pompoms, etc.).

**Directions:** Students will use the color code to place manipulatives on the pictures in each word family.

**Tips & Tricks:** Practice fine motor skills by having students use tweezers to place the objects on the game mat.

**I Can...**

- Get 10 of the same color game pieces.
- Spin the spinner to choose more than 5 or less than 5.
- Cover that number on the board.
- Keep playing until all game pieces are used.

**Number Bump**

You need 10 game pieces to play. Spin the spinner to choose more than 5 or less than 5. Then, use a game piece to cover that number. If another player has a game piece on that space, you can bump them off. If you have a game piece on that space, you can add another on top to "lock" your position and your piece cannot be bumped off. First player to use all their game pieces wins.

**Count and Cover 6-10**

**Count and Cover 6-10**

**Count and Cover 6-10**

**Spin and Cover**

**How to Prep:** Print out game mat, gather different colored manipulatives (cubes, buttons, pompoms, etc.).

**Directions:** Students will spin the spinner to choose a way to make five or ten. Then, cover a space on the mat that matches.

**Tips & Tricks:** Have students show ways to make five or ten on their own after each spin.

**Read and Cover - Short i**

**How to Prep:** Print out game mat, gather different colored manipulatives (cubes, buttons, pompoms, etc.).

**Directions:** Students will use the color code to place manipulatives on the picture that matches the word.

**Tips & Tricks:** Practice fine motor skills by having students use tweezers to place the objects on the game mat.

**Count and Cover 6-10**

**How to Prep:** Print out game mat, gather different colored manipulatives (cubes, buttons, pompoms, etc.).

**Directions:** Students will use the color code to place manipulatives on the gingerbread that has that number of gumdrops.

**Tips & Tricks:** Practice fine motor skills by having students use tweezers to place the objects on the game mat.

**I Can...**

- Count the number of gumdrops.
- Cover the gingerbread with the correct color cube.

**Spin and Cover**

**How to Prep:** Print out game mat, gather different colored manipulatives (cubes, buttons, pompoms, etc.).

**Directions:** Students will spin the spinner to choose a word family. They will cover a picture that is in that word family.

**Tips & Tricks:** Practice fine motor skills by having students use tweezers to place the objects on the game mat.

**I Can...**


- Spin the spinner to choose a word family.
- Cover a picture in that word family.

- ✓ Literacy and math no prep activity mats
- ✓ Multiple versions of each mat make them perfect for centers
- ✓ Also great for morning bins or early finishers
- ✓ Includes guest teacher friendly direction cards
- ✓ "I Can" visual directions for students

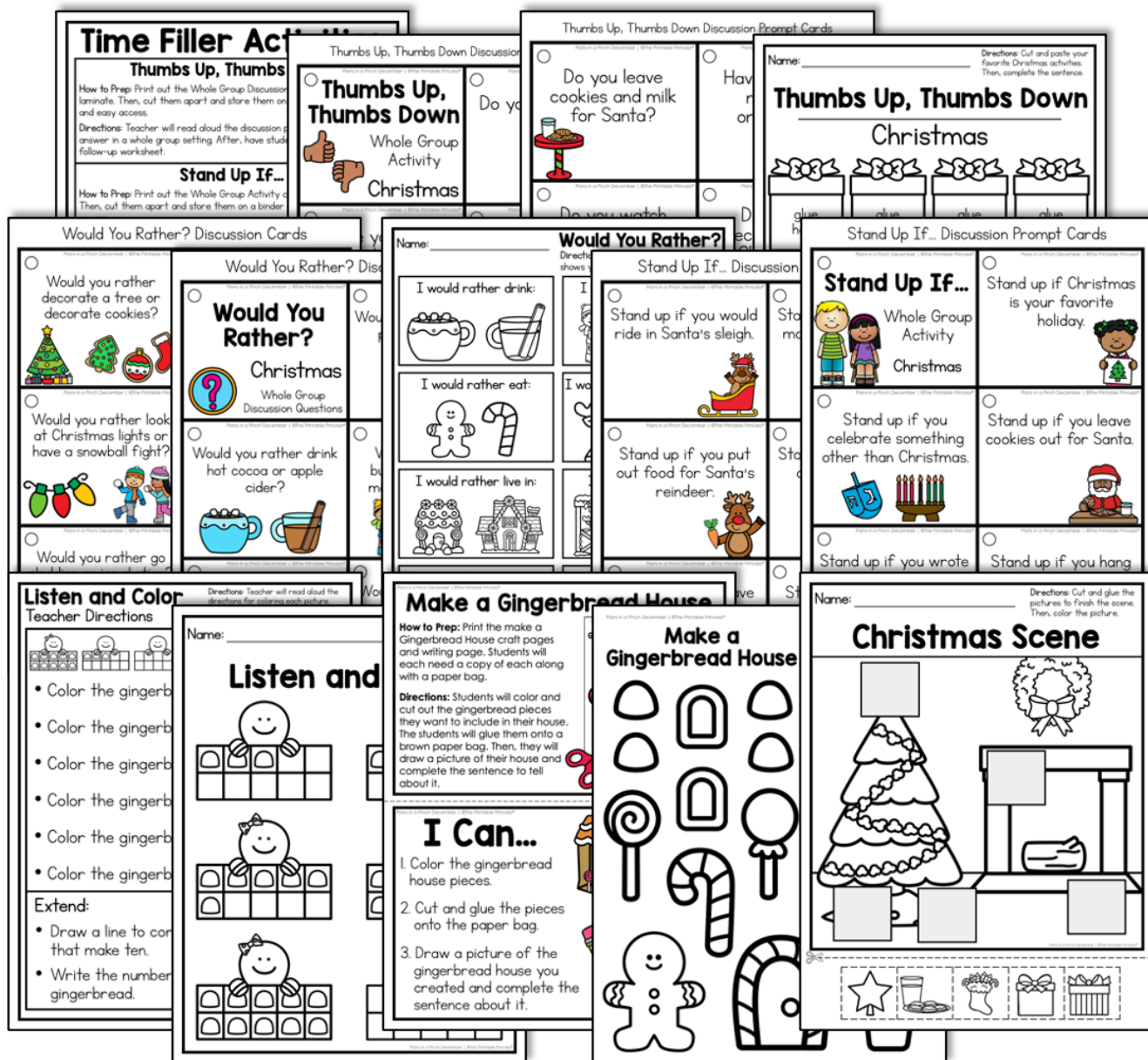


# What's included?

# TIME FILLER ACTIVITIES



- ✓ Discussion games with optional worksheets
- ✓ Simple listen and color, cut and paste, and drawing activities
- ✓ Includes a gingerbread house craft
- ✓ Use them as part of your sub plans or as needed throughout the month of December





Check out the

# PLANS IN PINCH BUNDLE



"I just used this when I had to take a few days off unexpectedly. I love that everything was there. All I had to do was print. Thank you." -Carlelynn K.

Click the picture below to check out the entire Plans in a Pinch bundle with 9 no prep resources that can be used throughout the year.



**CLICK HERE**  
to see the entire bundle!