


# FLIP AND SOLVE

## ADDITION & SUBTRACTION




**FLIP & SOLVE**

**4 - 3 =**

**Answer:**  
1

The Printable Princess




**FLIP & SOLVE**

**6 + 2 =**

**Answer:**  
8

The Printable Princess





# About this resource...

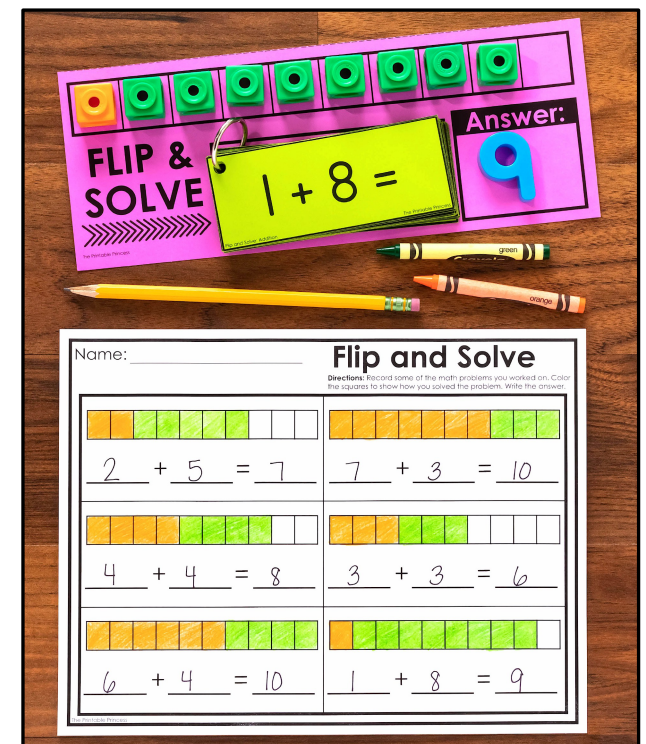

Flip and Solve is an easy prep, hands-on way to practice addition and subtraction within 10. This activity works well in a small group setting or a math center.

There are several options of solving mats and recording sheets included. Addition and subtraction cards are included for numbers 0-10. Simply print, laminate, and cut-apart the desired mat(s) and number card. You can punch a hole in the addition and subtraction cards and place them on a metal ring for easy storage. This activity can be used with or without a recording sheet.

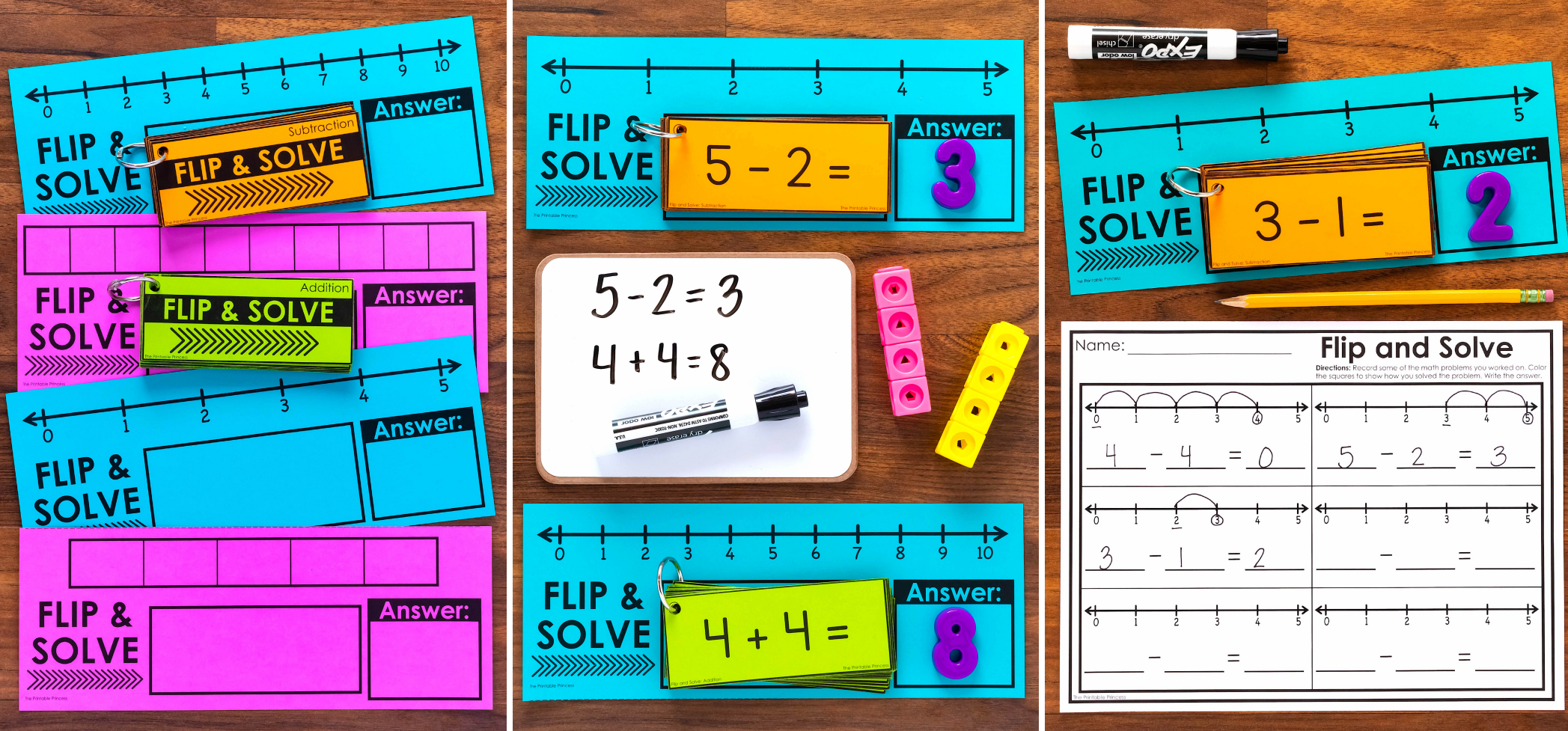
Students will flip the card and use the materials provided (color cubes, mini erasers, two-sided counters, etc.) to solve the addition and/or subtraction problem. They will use magnetic numbers or a dry erase marker to write their answer.

**Find it Fast:** click on the links below to quickly access what you need.

- [Solving Mats](#)
- [Addition Cards](#)
- [Subtraction Cards](#)
- [Recording Sheets](#)







## This resource includes:

- Addition and subtraction cards 0-10
- Addition and subtraction work mats to 5 and 10
- 4 options of addition recording sheets
- 4 options of subtraction recording sheets

***Great for small group practice!***