




# BAKING UP SIGHT WORDS



 **BAKING UP  
SIGHT  
WORDS**



Build sight word here.



The Printable Princess

# Table of Contents: Baking Up Sight Words

<b>Activity Name</b>	<b>Pages</b>
About this Resource	<a href="#"><u>4</u></a>
Teacher Directions and "I Can" Visual Directions	<a href="#"><u>5 - 6</u></a>
Editable Sight Word Pages	<a href="#"><u>7 - 11</u></a>
Optional Front Covers	<a href="#"><u>12 - 13</u></a>
Baking Up Sight Words Work Mat	<a href="#"><u>14</u></a>
Cookie Shaped Alphabet Letters	<a href="#"><u>15 - 16</u></a>
Recording Pages	<a href="#"><u>17 - 19</u></a>
Sight Word List 1	<a href="#"><u>20</u></a>
Sight Word Cards List 1	<a href="#"><u>21 - 30</u></a>
Sight Word List 2	<a href="#"><u>31</u></a>
Sight Word Cards List 2	<a href="#"><u>32 - 44</u></a>
Sight Word List 3	<a href="#"><u>45</u></a>
Sight Word Cards List 3	<a href="#"><u>46 - 56</u></a>
No Prep Practice Pages	<a href="#"><u>57 - 62</u></a>


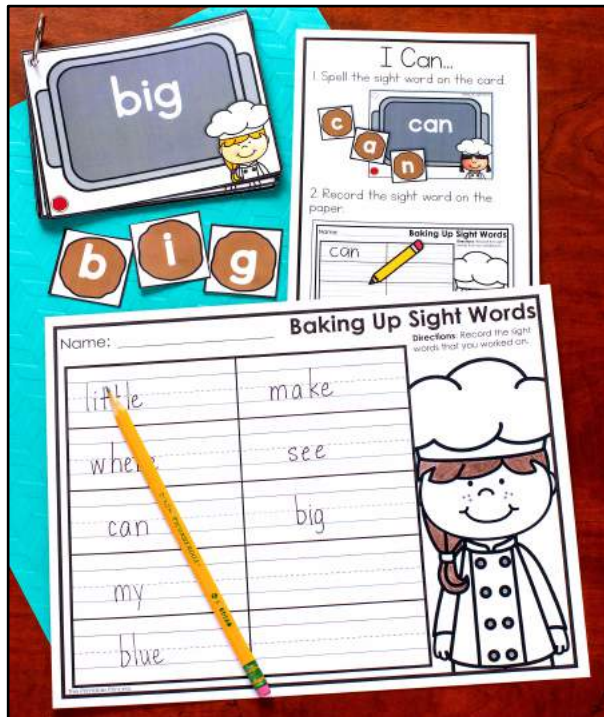


# About this resource...

This activity includes 133 sight word cards. Cards are divided into three different lists. The lists are color-coded by the small cookie in the lower left corner of each card.

Also included are three "I Can" visual direction pages, cookie alphabet letters, an optional work mat, recording pages, and six additional no-prep practice pages. This activity can be used with or without the recording sheet.


An editable Baking Up Sight Word version is also included. You can edit the sight word cards, letter cards, and the word list. The editable portion of this file can be found on page 7 – 11.



# Baking Up Sight Words

**Prep Directions:** To prepare this activity print, cut apart, and laminate the sight word cards, cookie letters (you'll want to print a few copies of this page), and the "I Can" visual directions page. You could also use magnetic letters instead of the cookie letters.

**Activity Directions:** Students will use the cookie letters (or magnetic letters) to make the sight words. A work mat is included for students who need a defined work space.



## I Can...

1. Read the sight word on the card.




2. Spell the sight word on the card.



# I Can...

1. Spell the sight word on the card.

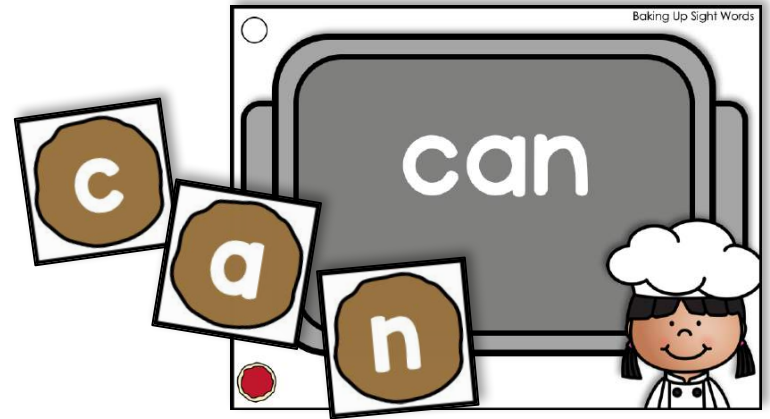


2. Record the sight word on the paper.

A worksheet titled "Baking Up Sight Words" with a grid for writing. The word "can" is written in the first row. A yellow pencil is shown writing the word. A cartoon chef is standing next to the grid. The grid has 10 rows and 2 columns. The first row is filled with the word "can". The rest of the grid is empty. The worksheet is titled "Baking Up Sight Words" and has a "Name:" field at the top. The directions are: "Record the sight words that you worked on." The cartoon chef is wearing a white hat and a red bow tie.

# I Can...

1. Spell the sight word on the card.



2. Record the sight word on the paper.

A worksheet titled "Baking Up Sight Words" with a grid for writing. The word "can" is written in the first row. A yellow pencil is shown writing the word. A cartoon chef is standing next to the grid. The grid has 10 rows and 2 columns. The first row is filled with the word "can". The rest of the grid is empty. The worksheet is titled "Baking Up Sight Words" and has a "Name:" field at the top. The directions are: "Record the sight words that you worked on." The cartoon chef is wearing a white hat and a red bow tie.





# Word List #1

a	I	run
and	in	said
away	is	see
big	it	the
blue	jump	three
can	little	to
come	look	two
down	make	up
find	me	we
for	my	where
funny	not	yellow
go	one	you
help	play	
here	red	

# BAKING UP SIGHT WORDS Word List





## Word List #2

all	good	ride	went
am	have	saw	what
are	he	say	white
at	into	she	who
ate	like	so	will
be	must	soon	with
black	new	that	yes
brown	no	there	
but	now	they	
came	on	this	
did	our	too	
do	out	under	
eat	please	want	
four	pretty	was	
get	ran	well	

# BAKING UP SIGHT

WORDS

## Word List






# Word List #3

after	has	over
again	her	put
an	him	round
any	his	some
ask	how	stop
as	just	take
by	know	thank
could	let	them
every	live	then
fly	may	think
from	of	walk
give	old	were
going	once	when
had	open	

# BAKING UP SIGHT

WORDS

## Word List





a



and



away



big

