

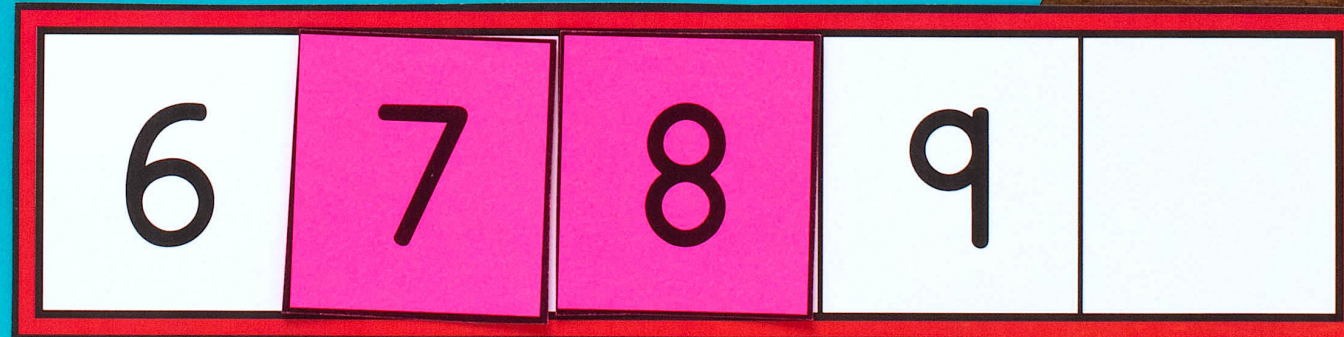



COUNTING CARDS

INCLUDES NUMBERS TO 100



The Printable Princess

About this resource...

This activity was designed to help students practice number order within 100.

The counting cards are divided into two sets: **Number Practice to 30** (3 cards for each number 1-30) and **Number Practice to 100** (3 sets to 100) - for a total of 138 practice cards. Click on the links below for quick access.

[Number Practice to 30](#)

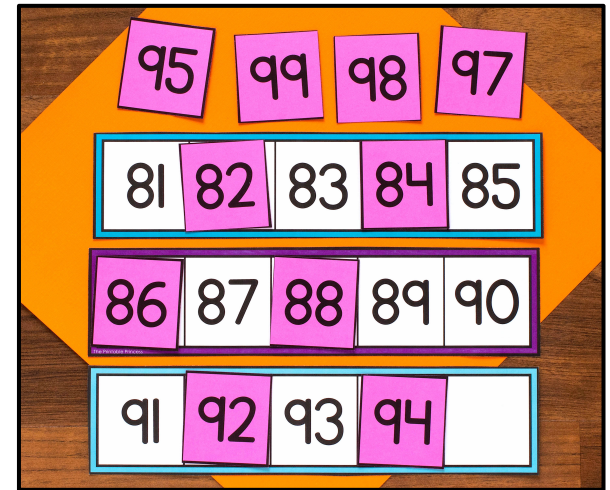

[Number Cards to 30](#)

[Number Practice to 100 – Set 1](#)

[Number Practice to 100 – Set 2](#)

[Number Practice to 100 – Set 3](#)

[Number Cards to 100](#)



To prepare this activity decide which set of cards you'd like to use. Print, laminate, and cut apart the activity cards. **You do not need to print all of the cards.** You may choose to only use numbers to 10 at the beginning of the year. Then introduce teen numbers and numbers to 100 later in the year.

Students will select an activity card. They will count to fill in the missing numbers on the card. Students can show the missing numbers using magnetic numbers, dry erase markers, or the number cards included.

It is recommended that you do not put out all of the number cards at one time. You may want to only put out 15 – 20 cards at a time, depending on how many students are working in the group.

1

2

5

The Printable Princess

1

4

5

The Printable Princess

1

3

The Printable Princess

2

5

The Printable Princess

3

4

6

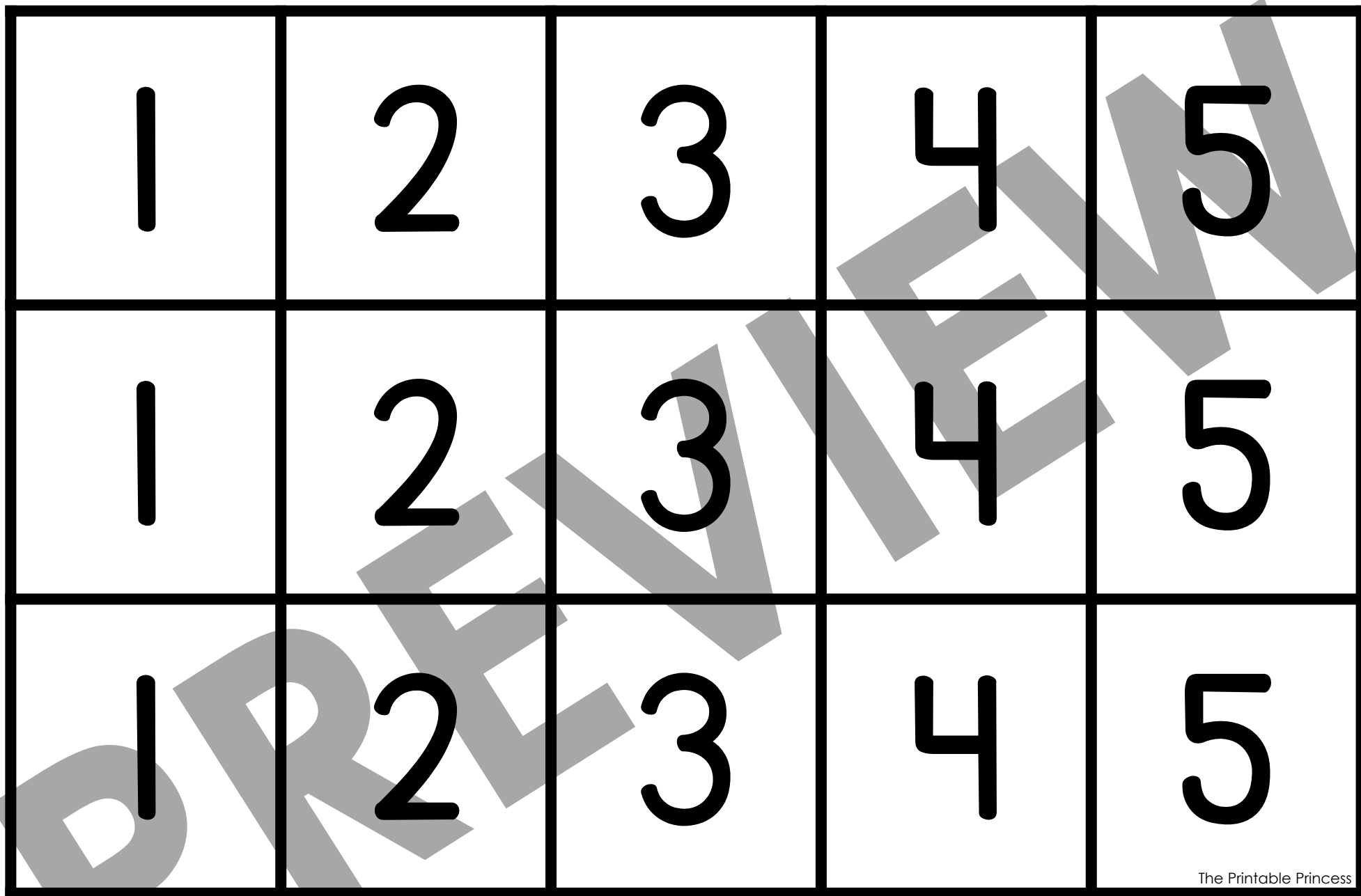
The Printable Princess

2

4

5

The Printable Princess



Number cards are divided by sets of five: 5, 10, 15, 20, 25.
This way you can print only what you need.

2

3

4

7

9

10

11

14

16

19

20

21

23

25

27

29

1

2

3

4

5

6

7

8

9

10

11

12

13

14

15