

COUNTING ON

INCLUDES NUMBERS TO 20

Numbers to 10

I can count on.

1

2

3

4

5

Numbers to 10

I can count on.

2

3

4

5

6

Numbers to 10

I can count on.

3

4

5

6

7

0

1

8

6

4

3

2

Thank You

Thank you so much for purchasing this resource! I sincerely hope you and your students enjoy the activities and that it makes learning fun. I also hope that you find it helpful and easy to use.

Please Note: This file is licensed for a single classroom use only. You may not share, redistribute, or sell the contents of this packet in any way (electronically or giving away a hard copy). You may not place any parts of this file on the Internet or school website. If you are planning to share this packet with a colleague or an entire team, please visit my store to purchase additional licenses at a discounted price.

I would love for you to follow me on TpT! It's a great way to stay connected and up-to-date on the latest products and FREEBIES!

[Click here to visit my TpT store.](#)

If you have any questions, please do not hesitate to e-mail me.

theprintableprincess@gmail.com

Visit my website: www.theprintableprincess.com



About this resource...


This activity was designed to help students identify numbers in various forms and to help them practice counting on from a given number (to 20).

There are 126 number cards included for numbers 0 – 20 (6 cards for each number). Students can show the missing numbers using magnetic numbers, dry erase markers, or the number cards included on page 4.

To prepare this activity decide if you want to use [Number Cards 0 to 10](#) or [Number Cards 11 – 20](#). Print, laminate, and cut apart the activity cards. You may choose to only use numbers to 5 or 10 at the beginning of the year. Then introduce teen numbers later in the year.

Students will select an activity card. They will identify the number represented in the first space on the card. They will count on to determine the missing numbers. They will show the missing numbers on the mat.


It is recommended that you do not put out all of the number cards at one time. You may want to only put out 15 – 20 cards at a time, depending on how many students are working in the group.




I can count on.




I can count on.




I can count on.



I can count on.




I can count on.



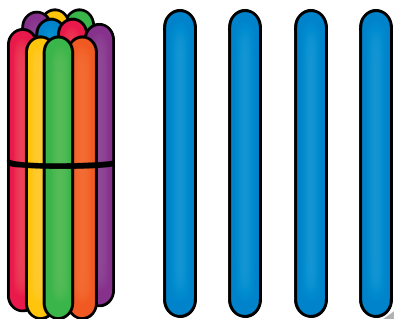
I can count on.



I can count on.



I can count on.



I can count on.

