

READ WRITE MAKE

Short Vowels

Created by
The Printable Princess









Short Vowel Word Families			
	Read It	Write It	Make It
	flash	flash	
	cash	cash	
	mash		
	trash		

Table of Contents:
Read. Write. Make. - Short Vowel Word Families

Activity Name	Pages
About this Packet	<u>4</u>
I Can chart	<u>5</u>
Read, Write, Make: Color Version	<u>6 - 36</u>
Read, Write, Make: Black and White Version	<u>37 - 67</u>
Read, Write, Make: Cut and Paste Version	<u>68 - 128</u>

About this resource...


This packet includes:

- 30 Color Mats
- 30 Black and White Mats
- 30 Cut and Paste Activity Pages

This resource includes **two options** for activities: a version that can be laminated and used over and over (color and black and white versions included) and a consumable cut and paste version.

To prepare the activity mats just print and laminate or slide in a page protector. Students will need a dry erase marker and magnetic letters for this activity. If using this activity in a center, it is recommended that you only put about half of the mats out at one time.


To prepare the cut and paste version print a recording sheet for each student. The letters are printed four sets to a page. Students will need a pencil, scissors, and glue for this activity. You may want to use these as a recording sheet for the activity mats or as a center activity.







I Can...


Read the word and write it on the mat.

rest







Short Vowel Word Families

	Read It	Write It	Make It
	rest	rest	
	chest		
	vest		
	test		



Use magnetic letters to build the word.

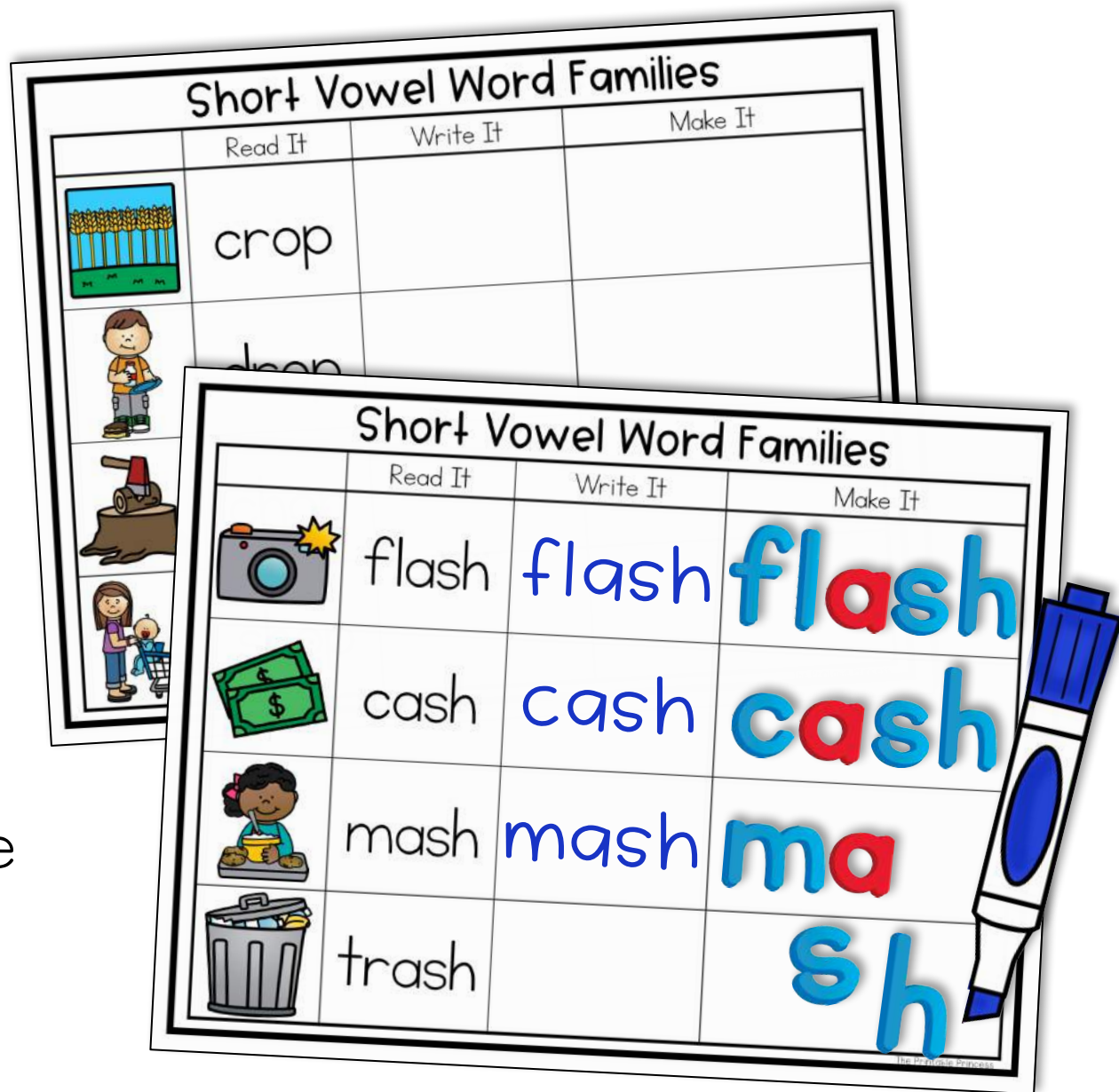
Short Vowel Word Families

	Read It	Write It	Make It
	rest	rest	rest
	chest		
	vest		
	test		

Read. Write. Make.

Color Version.


Students will read the words on the mat. They will use a dry erase marker to write the word. Finally, they will use magnetic letters to make the word in the last column.



Read. Write. Make.

Black & White Version.





Students will read the words on the mat. They will use a dry erase marker to trace the word. Finally, they will use magnetic letters to make the word in the last column.



Read. Write. Make.

Cut and Paste

Students will color the picture and read the short vowel word. Next, they will write the word on their paper. Finally, they will cut the letters apart and paste them on the page to spell the words.

Name: _____		Short Vowel Words	
Color It	Write It	Make It	
 nest	nest	n e s t	
 shell	shell	s h e l l	
 lend			
 cent			

