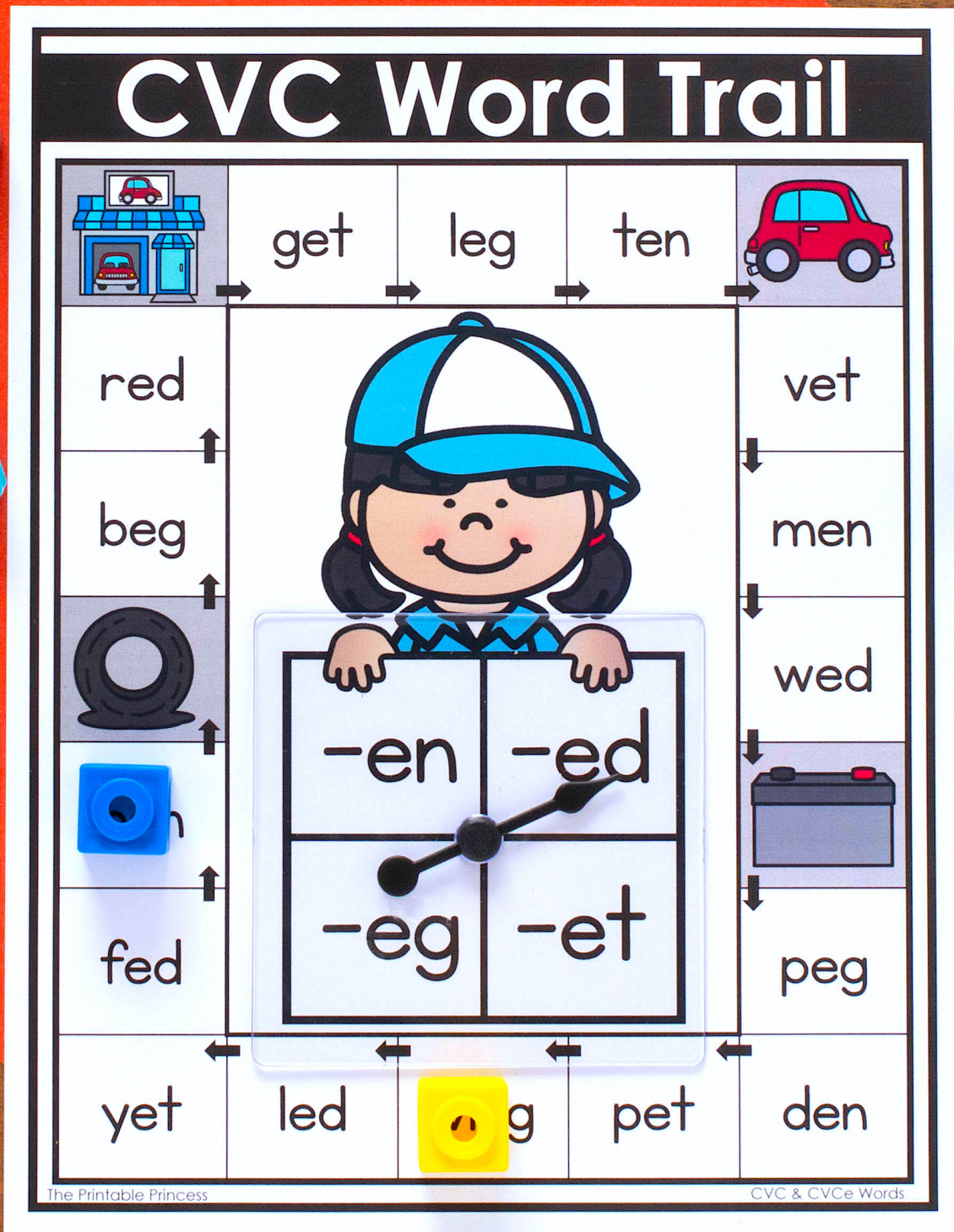


# CVC & CVCe Trail

## Interactive Partner Game





# CVC and CVCe Trail


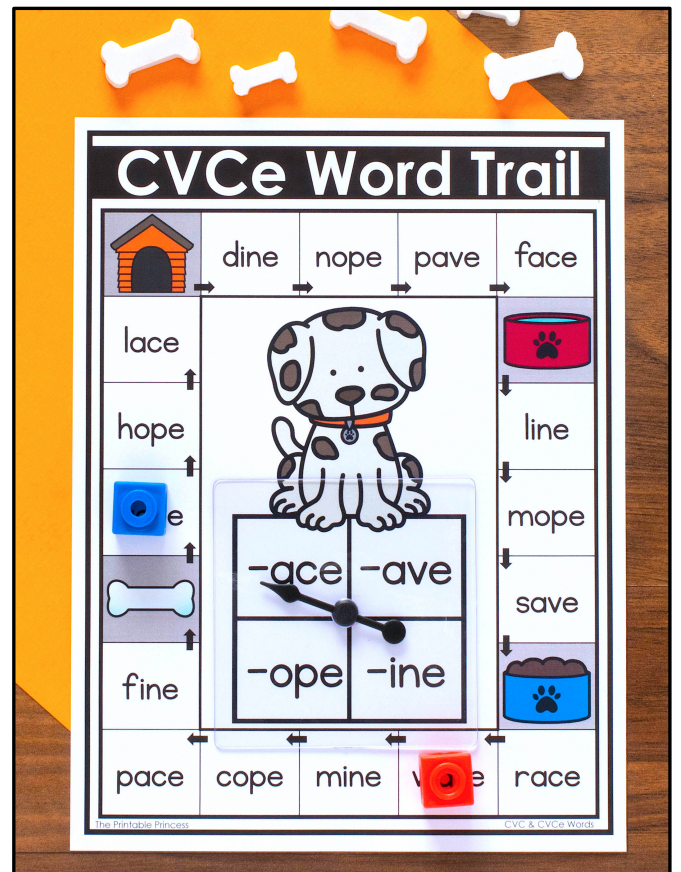
To prepare this activity simply print and laminate the game mats.

Students will each need a game piece such as a mini eraser or plastic cube for this activity. They will also need a plastic spinner or a paperclip and pencil to make a spinner.

This game can be played with a partner or a small group. These are quick games which are perfect for morning tubs, early finishers, or as time fillers.

Students will start on the first space in the upper left corner of the game board. They will spin the spinner and identify the word family. They will read the words on the trail and move their game piece to the nearest word that matches the word family they spun. The gray shaded themed spaces are free spaces.

The first player to make it all the way around to the last space on the game board is the winner. To win the game, the player must spin the final word family shown in the last space on the game board.



# CVCe Word Trail



mane


sale



rake

pane

take



cave

make

tale



-ake -ane

-ave -ale

pave

cane

wave

male

lane

save

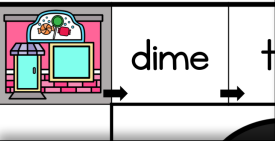


bale

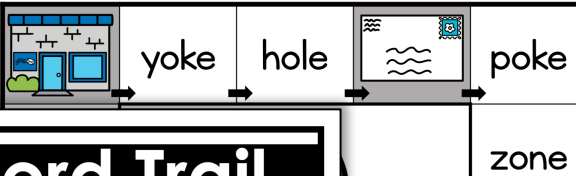
lake

# INCLUDES 12 GAMES

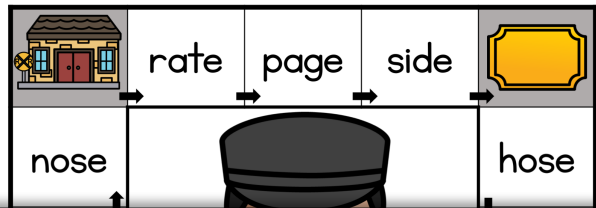
## CVCe Word Trail



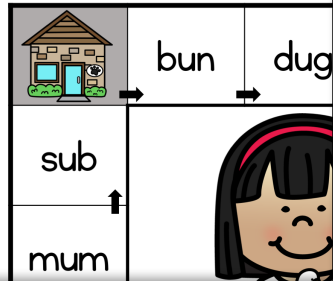
## CVCe Word Trail




## CVCe Word Trail



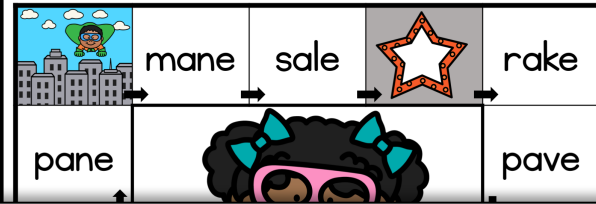
## CVC Word Trail



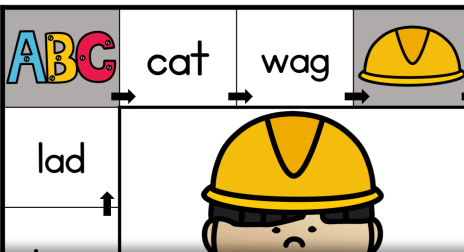
## CVC Word Trail




## CVCe Word Trail




## CVC Word Trail



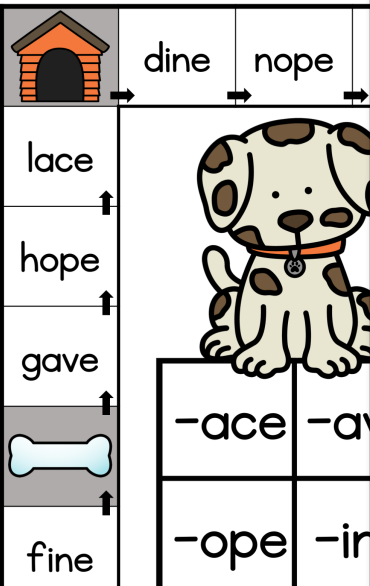
## CVC Word Trail




## CVC Word Trail




## CVCe Word Trail



## CVC Word Trail



## CVC Word Trail



# CVC & CVCE WORDS

Created by The Printable Princess