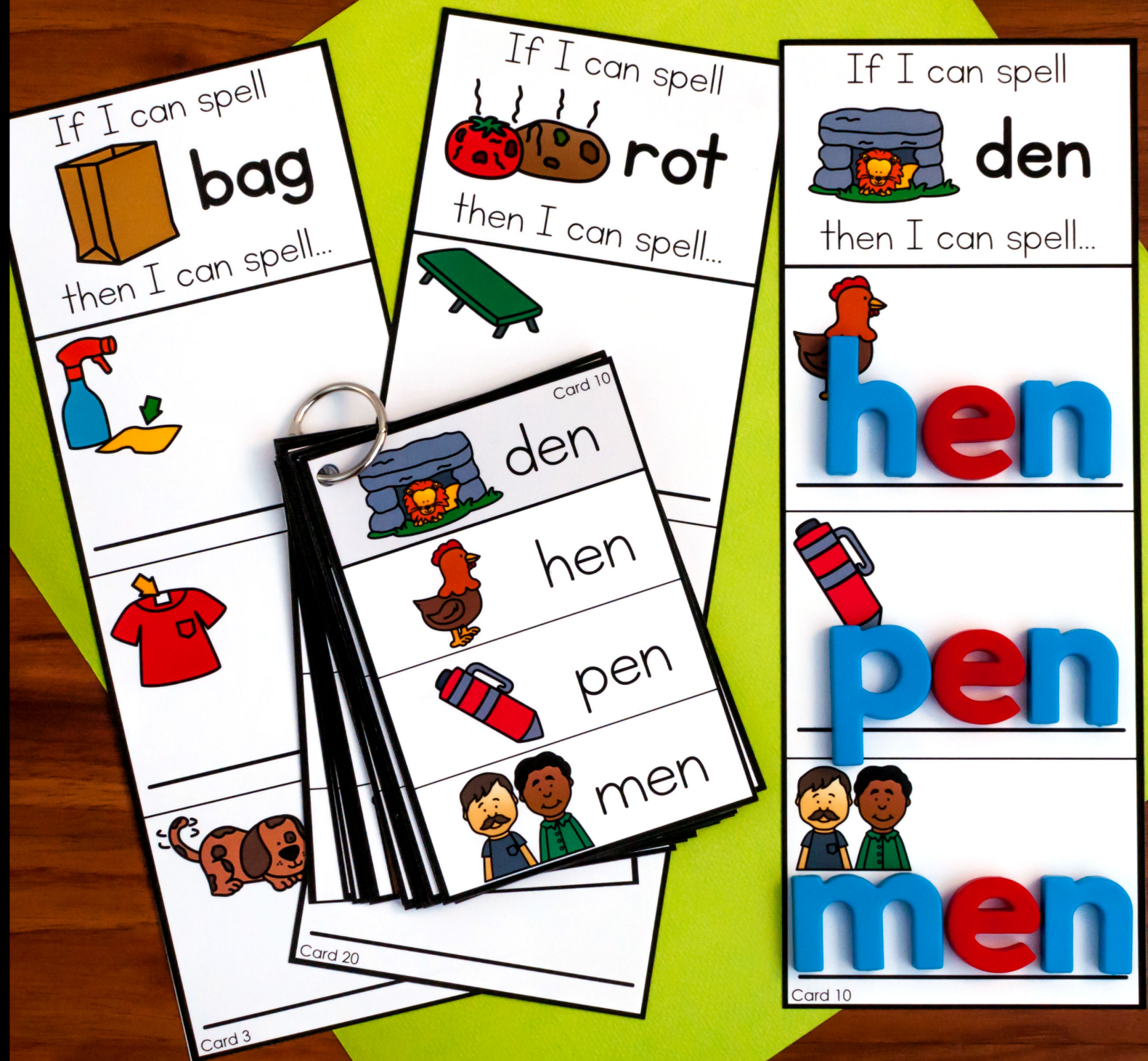


If I Can Spell...

CVC Word Families






About this Activity...

What's Included:

- 7 "I Can" Visual Directions Cards (pg 4 – 10)
- 25 Word Family Activity Cards. (pg 11 – 23)
- 25 Smaller Self Correcting Cards (pg 24 – 29)
- Optional Front Covers (pg 30)
- 6 Options Recording Sheets (pg 31 – 36)



Prep Work: Print, cut apart, and laminate the activity cards and the corresponding "I Can" visual direction pages. Print, cut apart, and laminate "self correcting" cards. You could punch a hole into the upper left corner of the self correcting cards and put them on a binder ring to keep them together. The number on the bottom of the activity card corresponds to the number on the top of the self-checking card. *Optional:* print a recording sheet to hold students accountable for their work. Students will need dry erase markers or magnetic letters for this activity.

Directions: Students will select an activity card. They will say the name of the picture at the top of the card. They will change the beginning sound to make a new word and record the new word on the line.




I Can...

Read the word at the top of the card.



bag


Change the beginning sound to make a new word to match the picture.



Write the new word on the card.



- If I can spell



bag

then I can spell...








Card 3

- If I can spell




yam

then I can spell...









Card 4

- If I can spell



lip

then I can spell...








Card 15


- If I can spell




hit

then I can spell...







Card 16

Card 1



gab



cab




dab



tab

Card 3



bag



rag



tag



wag

Card 2



sad



dad



pad



bad


Card 4




yam



jam



ham




ram



Card 13


big




fig



rig




pig



Card 15

lip



dip



zip



tip




Card 14

win




tin



pin



fin




Card 16


hit



kit



fit



pit

If I Can SPELL

CVC WORDS



Optional Covers for Activity:

You can punch a hole in the upper left corner of each card and put them on a metal ring. Use these cards as the front covers.

If I Can SPELL

CVC WORDS



Name: _____

Directions: Color the squares below to show the CVC word families you worked on.

If I Can Spell...

ab	ad	ag	am
an	ap	at	ed
eg	en	et	id
ig	in	ip	it
ob	og	op	ot
ub	ug	um	un
ut			

ABC

Name: _____

I Can Write

Directions: On the top lines write the words from the "If I Can Spell" card. Pick three words and use them in sentences on the lines below.

