
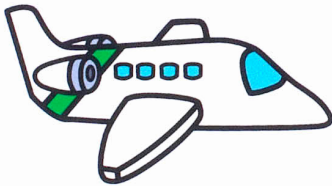


# CHANGE THE BEGINNING SOUND

Set 2



change to




write the new word


jet

The Printable Princess

Set 2




change to




write the new word

hen

Set 2



change to



write the new word

red

# Table of Contents: Change the Beginning Sound

<b>Activity Name</b>	<b>Pages</b>
About this Resource	<u><a href="#">4</a></u>
I Can Pages	<u><a href="#">5</a></u>
Answer Keys	<u><a href="#">6 - 7</a></u>
Set # 1	<u><a href="#">8 - 12</a></u>
Set # 2	<u><a href="#">13 - 17</a></u>
Set # 3	<u><a href="#">18 - 22</a></u>
Set # 4	<u><a href="#">23 - 27</a></u>
Set # 5	<u><a href="#">28 - 32</a></u>
Set # 6	<u><a href="#">33 - 37</a></u>
Set # 7	<u><a href="#">38 - 42</a></u>
No Prep Practice Pages	<u><a href="#">43 - 50</a></u>





# About this resource...

**Prep Work:** Print, cut apart, and laminate the activity cards. Print the corresponding recording sheet, if using. You can use this activity with or without the recording sheets.


**Note:** There are seven sets included. To help keep you organized, all cards in the set have the same kid clipart image and have the set number written in the upper left corner. The recording sheet also includes the corresponding set number.

**Directions:** Students will read the CVC word in the box on the left. They will change the beginning sound to spell the picture name in the middle box. They will use magnetic letters or a dry erase marker to show the new word on the right side of the card. To record their answers, they will find the matching picture on the recording sheet and write the new word next to the picture.








Answer keys can be found on pages 6 and 7. Additional no prep practice pages can be found on pages 43 - 50.



Name: \_\_\_\_\_




**Change the Sound** 

Directions: Find the picture that matches the new word you made. Write the new word next to the picture.

Picture	Word	Picture	Word
	can		cab
	ham		pad
	rag		dad
	nap		


# I Can...

1. Read the word on the card and change the beginning sound to make a new word.











Set 1 	change to 	write the new word 
--	--	---

2. Record the new word next to the matching picture.

Name: \_\_\_\_\_

**Change the Sound**  Set 1



Directions: Find the picture that matches the new word you made. Write the new word next to the picture.

	can	
		
		
		
		




The Printable Princess

# I Can...

1. Read the word on the card.

Set 1 	change to 	write the new word _____
--	--	-----------------------------

2. Change the beginning sound to make a new word. Show the new word on the card.

Set 1 	change to 	write the new word 
--	--	---

man → can








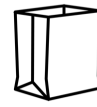




# Change the Beginning Sound

Answer Keys:  
Sets 1 - 7

Name: \_\_\_\_\_  
**Set 1**

**Change the Sound**   
Directions: Find the picture that matches the new word you made. Write the new word next to the picture. **Set 1**

	can
	ham
	jam
	rag
	nap






	bag
	cab
	fan
	pad
	dad

The Printable Princess

Name: \_\_\_\_\_  
**Set 2**

**Change the Sound**   
Directions: Find the picture that matches the new word you made. Write the new word next to the picture. **Set 2**






	wet
	leg
	net
	den
	hen






	bed
	pet
	jet
	red
	ten

The Printable Princess

Name: \_\_\_\_\_  
**Set 3**

**Change the Sound**   
Directions: Find the picture that matches the new word you made. Write the new word next to the picture. **Set 3**

	kit
	wig
	lid
	lip
	dig

	fin
	bib
	sit
	dip
	win

The Printable Princess






Name: \_\_\_\_\_






## Set 4

### Change the Sound

Directions: Find the picture that matches the new word you made. Write the new word next to the picture.

Set 4

	dog
	hot
	log
	rod
	pod

	pop
	sob
	pot
	cot
	cob

The Printable Princess






Name: \_\_\_\_\_






## Set 5

### Change the Sound

Directions: Find the picture that matches the new word you made. Write the new word next to the picture.

Set 5

	gum
	tub
	mug
	rug
	mud

	hut
	cut
	sub
	sun
	bun

The Printable Princess






Name: \_\_\_\_\_






## Set 6

### Change the Sound

Directions: Find the picture that matches the new word you made. Write the new word next to the picture.

Set 6

	bun
	zip
	fed
	rub
	wag

	pop
	rig
	pen
	hum
	van

The Printable Princess

Name: \_\_\_\_\_






## Set 7

### Change the Sound

Directions: Find the picture that matches the new word you made. Write the new word next to the picture.


Set 7

	cub
	nut
	bin
	vet
	cat

	wed
	bit
	top
	jog
	lab

The Printable Princess

Set 1



change to



write the new word

---

Set 1




change to



write the new word

---

Set 1



change to




write the new word

---



Name: \_\_\_\_\_

# Change the Sound



Directions: Find the picture that matches the new word you made. Write the new word next to the picture.

