





# CVC WORD MATS

3 Versions • 53 Mats Included





-ap family

## Short a Words

	z	a	p
	m	a	p
	n	a	p
	c	a	p

The Printable Princess      zap map nap cap

## CVC Words

	r	i	d
	l	o	g
	b	u	s
	b	a	g

The Printable Princess      rid log bus bag

*Created by The Printable Princess*

# Table of Contents

Activity	Page
About this Activity	<u>4</u>
CVC Mats: Same Word Family	<u>5 - 28</u>
CVC Mats: Same Vowel	<u>29 - 49</u>
CVC Mats: Mixed Practice	<u>50 - 60</u>
Recording Page	<u>61</u>



## About this Activity...



There are 53 CVC Mats included in this activity. There are three types of mats included: same word family, same vowel/mixed word family, and mixed vowel practice.

To prepare this activity print each page and laminate or slide in a page protector. Students will need magnetic letters for this activity. You could also have students use a dry erase marker to write the words.

To make this activity self-checking, the words for each picture are written very small in the bottom right corner of the mat. You can give each student a sticky note and have them cover the answers as they work. Once they have built the words they can remove the sticky note to check their work.

If using this as an independent center, you may want to put out no more than half of the mats as to not overwhelm students.

An optional recording page is included. Students will select up to six words that they worked on. They will write the word on the line and draw a picture to illustrate.



# CVC Mats

## Same Word Family

Students will say the name of each picture and use magnetic letters to spell the CVC words.

The answers are written in the lower right corner. You can give students a sticky note to cover the answers. They can remove the note and check their work when completed.



23 mats included.




# Short **a** Words



--

--

--



--

--


--



--

--

--



--

--

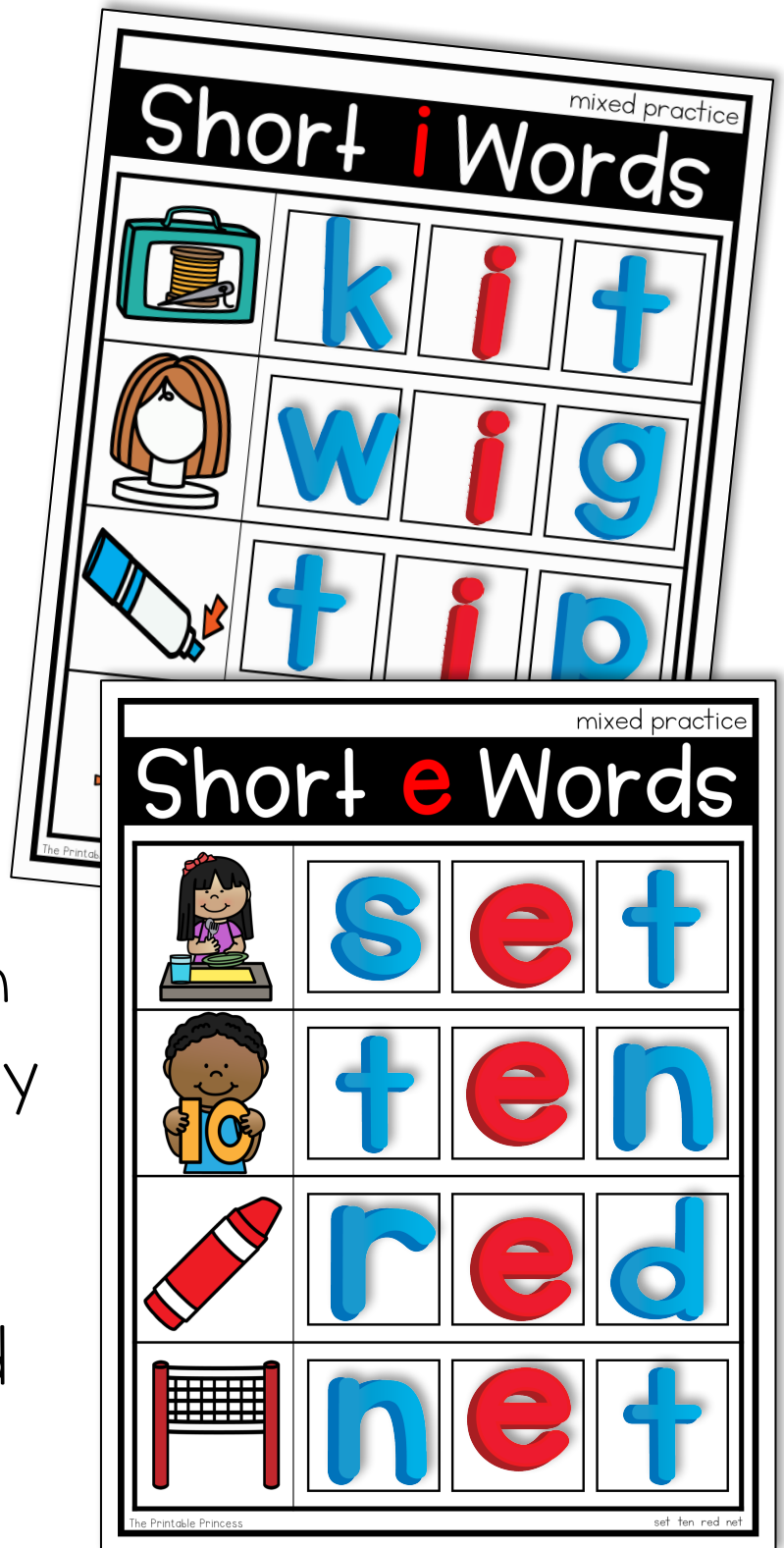
--

# CVC Mats

## - Mixed Practice: Same Vowel -


Students will say the name of each picture and use magnetic letters to spell the CVC words.

The answers are written in the lower right corner. You can give students a sticky note to cover the answers. They can remove the note and check their work when completed.



20 mats included.


# Short **o** Words



--

--

--



--

--


--



--

--

--



--

--

--

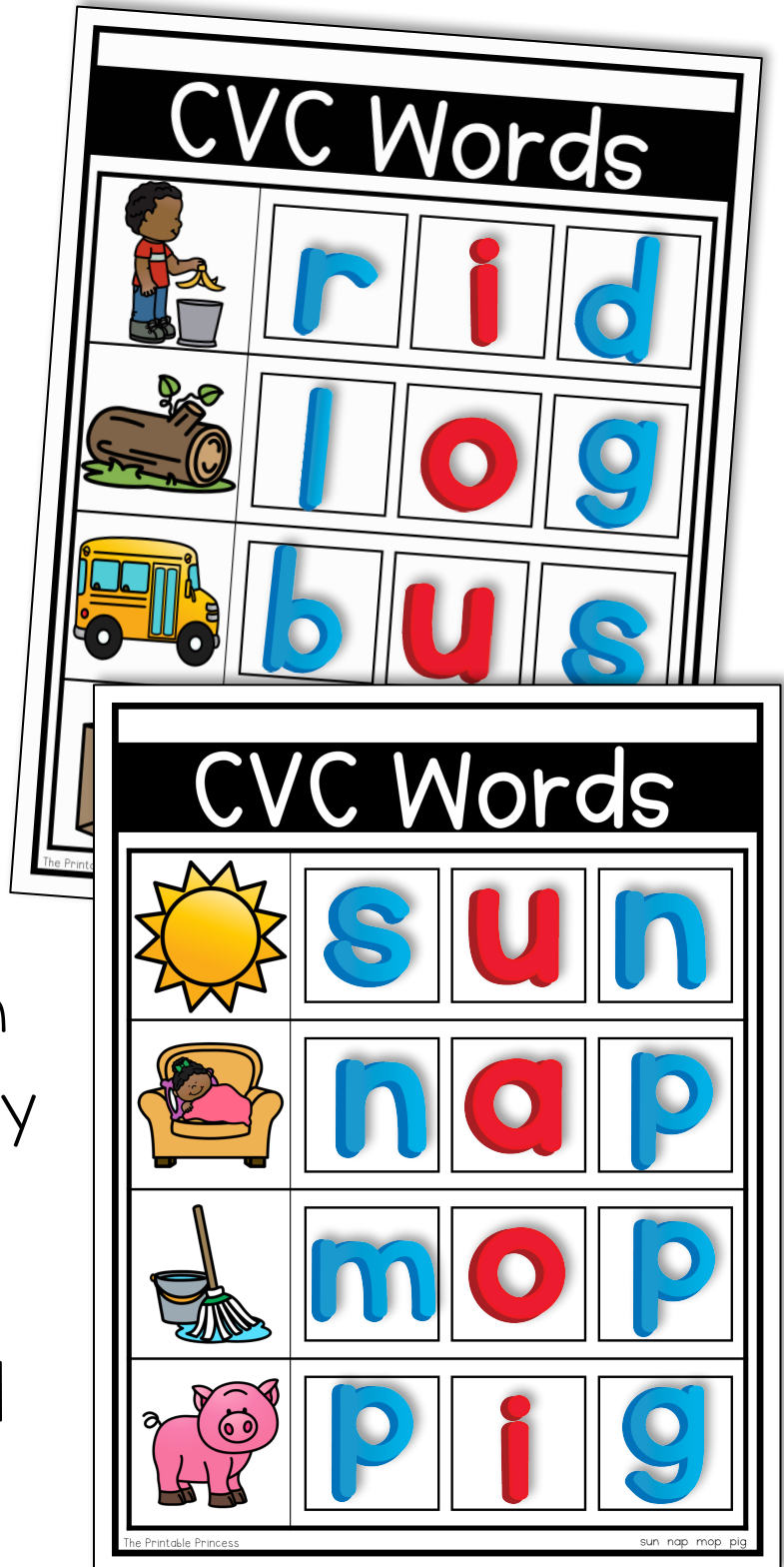


# CVC Mats

## - Mixed Practice: Mixed Vowel -


Students will say the name of each picture and use magnetic letters to spell the CVC words.

The answers are written in the lower right corner. You can give students a sticky note to cover the answers. They can remove the note and check their work when completed.



10 mats included.

# CVC Words



--

--

--



--

--


--



--

--

--



--

--

--