


CVC SOUND MAZES

120 ACTIVITY CARDS INCLUDED

Set 1




r s

u

Show the word.

bag

Set 2



m o t

n e c

Show the word.

The Printable Princess

CVC SOUND MAZES

Set 6

Mixed Short Vowel Words



The Printable Princess



Table of Contents: CVC Sound Mazes

Activity Name	Pages
About this Resource	<u>4</u>
I Can Pages	<u>5</u>
Answer Keys	<u>6 - 7</u>
Set # 1	<u>8 - 13</u>
Set # 2	<u>14 - 19</u>
Set # 3	<u>20 - 25</u>
Set # 4	<u>26 - 31</u>
Set # 5	<u>32 - 37</u>
Set # 6	<u>38 - 43</u>
Set #7	<u>44 - 49</u>
Set #8	<u>50 - 55</u>
Front Covers	<u>56 - 61</u>

About this resource...

Prep Work: Print, cut apart, and laminate the activity cards. Print the corresponding recording sheet, optional. You can use this activity with or without the recording sheets. You can punch a hole and store the cards on metal rings, if desired. Optional front covers are included beginning on page 56. You can use the front covers to organize the sets.

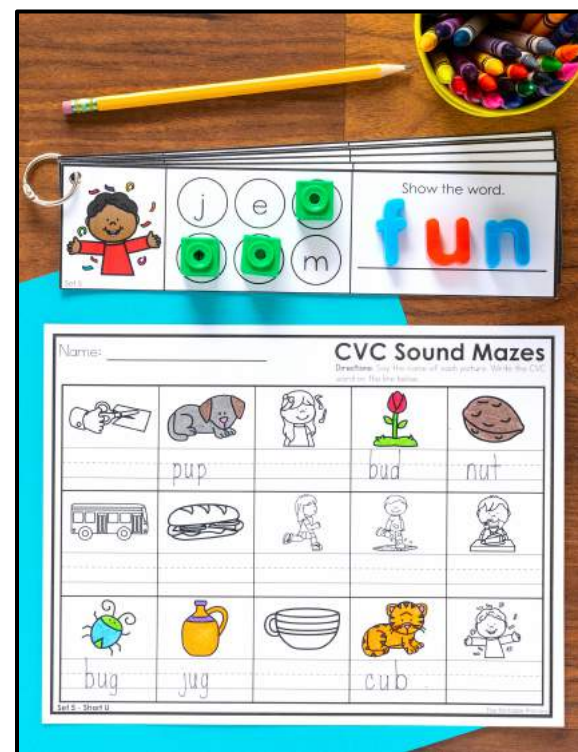
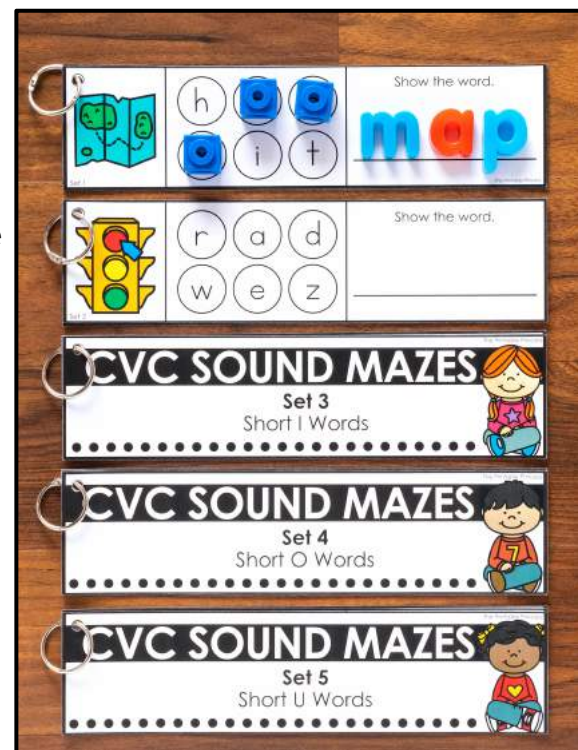
There are eight sets included: one for each vowel and three mixed sets. To help keep you organized, all cards in the set are numbered in the lower left corner. The recording sheet also includes the corresponding set number.

Directions: Students will say the name of the CVC word on the card. They will go through the “mini maze” to cover the beginning, middle, and ending sound. They will show the CVC word by using magnetic letters or dry erase markers. It is highly recommended that you go over the picture names with students before they complete this activity independently.

To record their answers, they will find the matching picture on the recording sheet and write the CVC word under the picture.

Answer keys can be found on pages 6 and 7. You can refer to the answer keys for picture names.


Another idea for use: Generic front covers are also included, beginning on page 59. These will allow you to mix the cards from each set to create several mixed practice sets. The mixed practice sets can be used as a morning tub or early finisher activity.



I Can...

1. Say the name of the picture. Cover the letters to spell the CVC word. Show the word on the mat.

Set 1



○

■ i ■

b ■ g

Show the word.
















cat

2. Record the CVC word under the matching picture.

Name: _____

CVC Sound Mazes

Directions: Say the name of each picture. Write the CVC word on the line below.


Set 1 - Short A

The Printable Princess

I Can...

1. Say the name of the picture.

Set 1




○

c i t

b a g


Show the word.

cat



2. Cover the letters to spell the CVC word. Show the word on the mat.

Set 1



○

■ i ■
















b ■ g

Show the word.

cat

Name: Set 1 - Short A**CVC Sound Mazes**

Directions: Say the name of each picture. Write the CVC word on the line below.














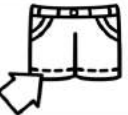

				
gab	rag	bat	sat	ran
				
jam	ram	cat	cab	pad
				
bag	nap	map	can	ham

Set 1 - Short A

The Printable Princess

Name: Set 2 - Short E**CVC Sound Mazes**

Directions: Say the name of each picture. Write the CVC word on the line below.
















				
bed	wed	hen	beg	leg
				
pen	web	red	net	wet
				
vet	ten	men	hem	get

Set 2 - Short E

The Printable Princess

Name: Set 3 - Short I**CVC Sound Mazes**

Directions: Say the name of each picture. Write the CVC word on the line below.
















				
wig	pit	zip	bin	rib
				
hip	fig	rid	rim	pin
				
pig	kid	bib	fit	sit

Set 3 - Short I

The Printable Princess

Name: Set 4 - Short O**CVC Sound Mazes**

Directions: Say the name of each picture. Write the CVC word on the line below.
















				
pot	fog	cot	job	dog
				
mom	rob	hot	cop	pod
				
top	mop	cob	nod	rod

Set 4 - Short O

The Printable Princess

Name: Set 5 - Short U**CVC Sound Mazes**

Directions: Say the name of each picture. Write the CVC word on the line below.














				
cut	pup	hum	bud	nut
				
bus	sub	run	mud	yum
				
bug	jug	cup	cub	fun

Set 5 - Short U

The Printable Princess

Name: Set 6 - Mixed**CVC Sound Mazes**

Directions: Say the name of each picture. Write the CVC word on the line below.









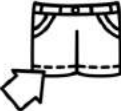






				
sun	nod	fed	tin	sob
				
hop	him	gum	hut	dig
				
pet	dab	tag	rip	tap

Set 6 - Mixed Practice

The Printable Princess

Name: Set 7 - Mixed**CVC Sound Mazes**

Directions: Say the name of each picture. Write the CVC word on the line below.









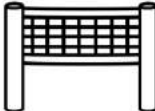






				
jam	web	top	rim	bit
				
ban	jog	nap	hem	hum
				
bus	hid	led	hot	sub

Set 7 - Mixed Practice

The Printable Princess

Name: Set 8 - Mixed**CVC Sound Mazes**


Directions: Say the name of each picture. Write the CVC word on the line below.

				
fun	tip	hop	win	cub
				
mom	gap	bad	net	peg
				
rob	set	fig	pat	bud

Set 8 - Mixed Practice

The Printable Princess

○



Set 1

c

i

t


b

a

g

Show the word.

○



Set 1

r

a

s

b

u

g

Show the word.

○



Set 1

h

a

m

b

u



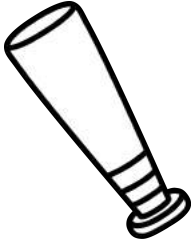









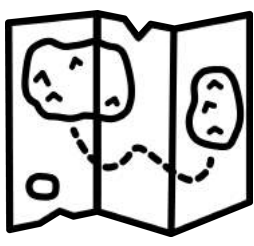


p

Show the word.

Name: _____

CVC Sound Mazes

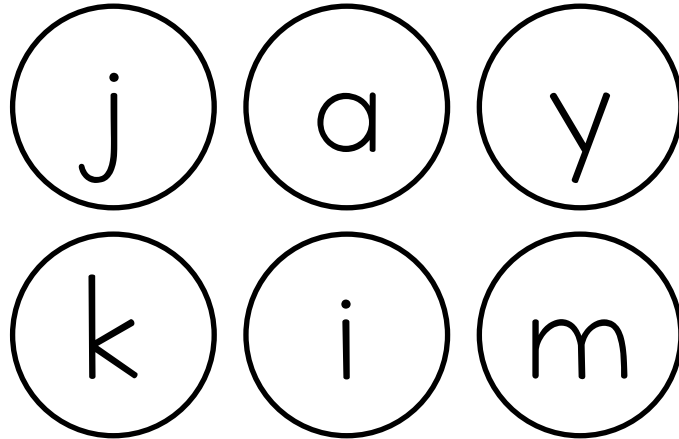
Directions: Say the name of each picture. Write the CVC word on the line below.

				
_____	_____	_____	_____	_____
				
_____	_____	_____	_____	_____
				
_____	_____	_____	_____	_____

○




Set 7

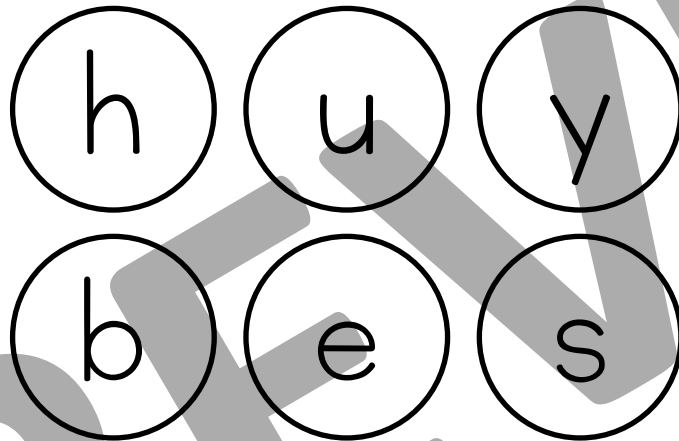


Show the word.

○




Set 7

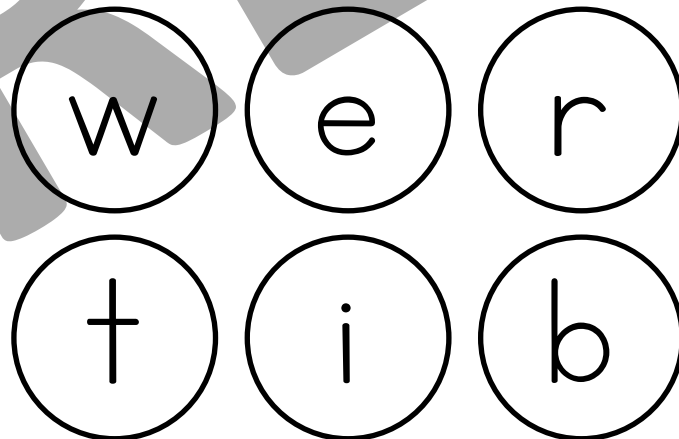


Show the word.

○



Set 7



Show the word.

CVC SOUND MAZES

Set 1


Short A Words



CVC SOUND MAZES

Set 2

Short E Words



CVC SOUND MAZES

Set 3

Short I Words




CVC SOUND MAZES

Set 1



CVC SOUND MAZES

Set 2



CVC SOUND MAZES

Set 3

