

I Can...

Say the name of each picture and record the beginning sound on the mat.



Answer Key

Color	Set 1	Set 2	Set 3	Set 4
Red	pumpkin, ring, cape, yak, queen			
Orange	question, tape, candy, jug, house			
Yellow	walrus, hive, bed, foot, robot			
Green	wave, puzzle, jet			

RF.K.1a, RF.K.3a, L.K.1a

Write & Wipe Mats

Prep Work: Print, cut apart, and laminate the write & wipe mats and the "I Can" chart (2 included). Print the recording sheet "Beginning Sounds". Note: There are eight different sets of mats. Students will only need one set to complete the recording sheet, therefore this activity can be used multiple times. You may want to use the answer key to go over the picture names with students prior to putting this in an independent center.


Includes

- Easy to follow teacher directions
- Answer key cheat sheet with all picture names
- 3 "I Can" charts to correspond with using dry erase markers, magnetic letters, and clothes pins.
- A recording sheet is also included, however this activity can be used with or without a recording sheet.

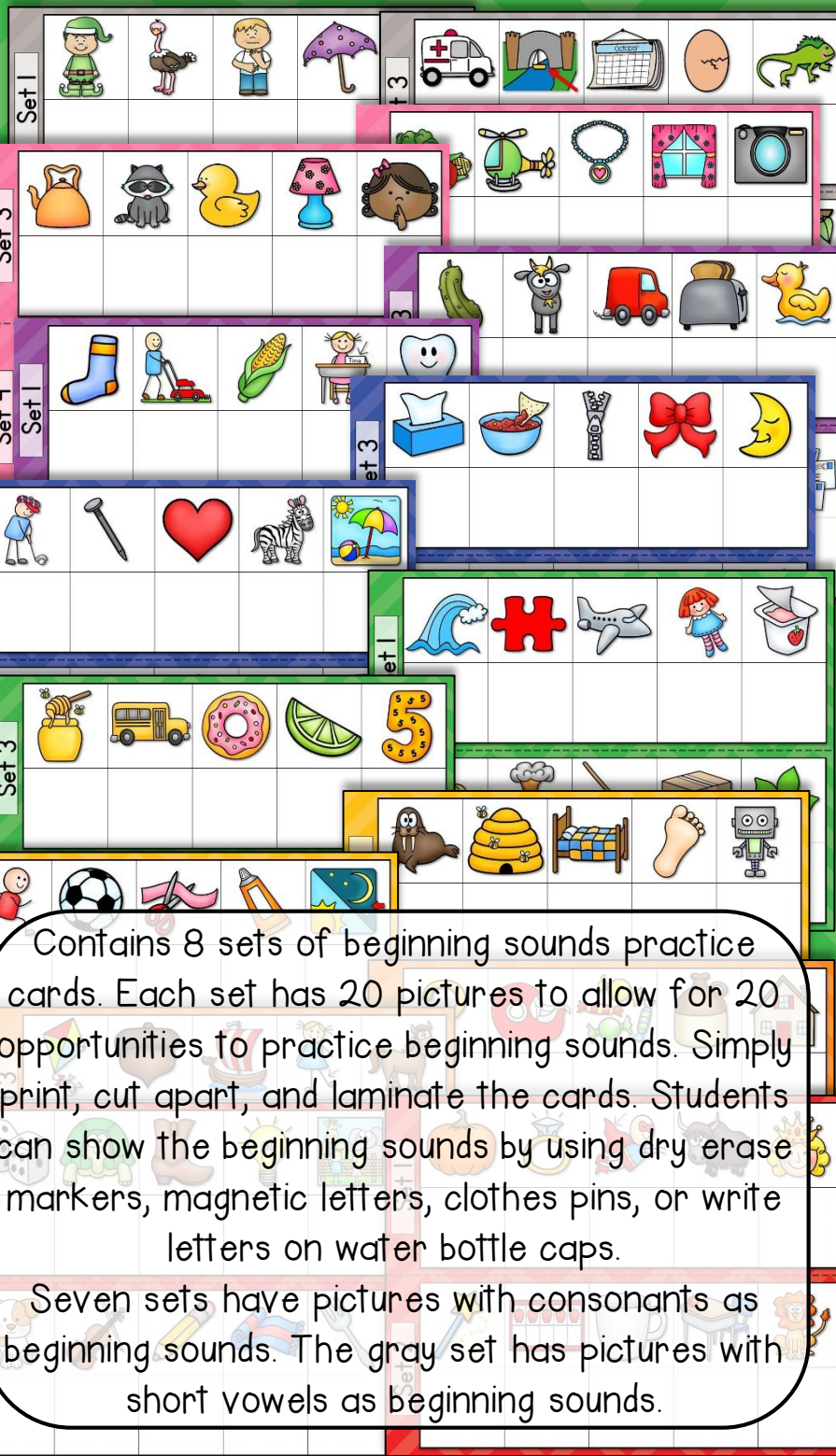
Write On, Wipe Off

32 Wipe and Write Mats to Practice Beginning Sounds

Recording Sheet Included




Created By The Printable Princess



Contains 8 sets of beginning sounds practice cards. Each set has 20 pictures to allow for 20 opportunities to practice beginning sounds. Simply print, cut apart, and laminate the cards. Students can show the beginning sounds by using dry erase markers, magnetic letters, clothes pins, or write letters on water bottle caps.

Seven sets have pictures with consonants as beginning sounds. The gray set has pictures with short vowels as beginning sounds.



This packet includes 8 sets of beginning sounds practice cards. Sets are color coded to keep you and your students organized. Each set/color contains 4 activity cards. Students can show the beginning sounds by using dry erase markers, magnetic letters or clothes pins,

An optional recording sheet is included. To record their answers: Students will color the star in the upper right corner to match the color on the mat. They will match the number (1-4) on the mat to the recording sheet. They will write their answers in the spaces provided.

