

W D I N F  
w d i n f

J N X B L  
j n x b l

A V E U L  
a v e u l

K R M Y E  
k r m y e

Color recognition strips with colored circles and corresponding colored blocks.

Colors All Around

Name: \_\_\_\_\_

Directions: Spin the spinner. Color a picture that matches the color.

Coloring page with a spinner and various objects to color.

Spin and Write

Name: \_\_\_\_\_

Directions: Spin the spinner. Write the name on the lines.

Delaney  
Delaney  
Delaney  
Delaney

Spin and Write activity with a spinner and a name.

Words

can see the  
at to we  
the am sun

f we H like

Letters

r E s  
B M g  
ABC

5 7 2 3

Number recognition cards with fruit and blocks.

2  
6  
5  
3  
7  
8

**Colorful Letters**

Name: \_\_\_\_\_

Directions: Find the letter that matches the one on the card. Trace the letter to make the shape of the card.

A	B	C	D	E	F	G
H	I	J	K	L	M	N
O	P	Q	R	S	T	
U	V	W	X	Y	Z	

D C  
d c  
F f  
A a  
B b  
E e

**Pattern Power!**

Name: \_\_\_\_\_

Directions: Color the squares below to show different patterns you make.

**Numbers**

2 8 7 0  
6 5 9

**Shapes**

1 3


**A School of Fish**

Name: \_\_\_\_\_


Directions: Count each color of fish on the grid. Using the same color crayons, color the fish below to show how many.

# Includes:


- Over 28 Low Prep or No Prep Activities
- Literacy & Math
- Skills include: letter recognition, name activities, beginning sounds, counting, shapes, and more.
- Teacher Friendly Directions
- Kid-Friendly "I Can" Directions
- Perfect for the first few weeks in Kindergarten or use throughout the year.



A circular wheel divided into eight segments, each containing a different colored crayon. To the right of the wheel are five loose crayons. Below the wheel is a worksheet titled "I Can Write My Name". It has a "Name:" field and a "Directions" section. The worksheet shows the name "Delaney" written in four different colors (blue, orange, green, purple) in a grid. At the bottom, there are illustrations of two children holding large crayons and a single crayon.



Five letter cards with lowercase 'a' and uppercase 'A' on a yellow background. Below them is a Tic-Tac-Toe grid. The grid has a red border and contains the letters 'a', 'A', and 'a' in various cells. To the left of the grid is the text "Tic-Tac-Toe" and an illustration of a bell and a gift box.



A circular wheel divided into four quadrants, each containing a different colored crayon. To the right of the wheel are five loose crayons. Below the wheel is a worksheet titled "Beginning Sounds". It has a "Name:" field and a "Directions" section. The worksheet shows a grid of 12 small illustrations (fish, sun, crayon, mug, penguin, milk carton, cheese, castle, duck, gift, castle, sock) and a large illustration of a girl with a backpack.



Seven shape cards with different colors and shapes (square, rectangle, heart, circle, star, triangle, square) on a pink background. Below them is a worksheet titled "Shape Search". It has a "Name:" field and a "Directions" section. The worksheet shows a grid of 12 small illustrations (heart, star, square, circle, rectangle, triangle, square, circle, star, square, circle, star) and a large illustration of a girl holding a red apple.