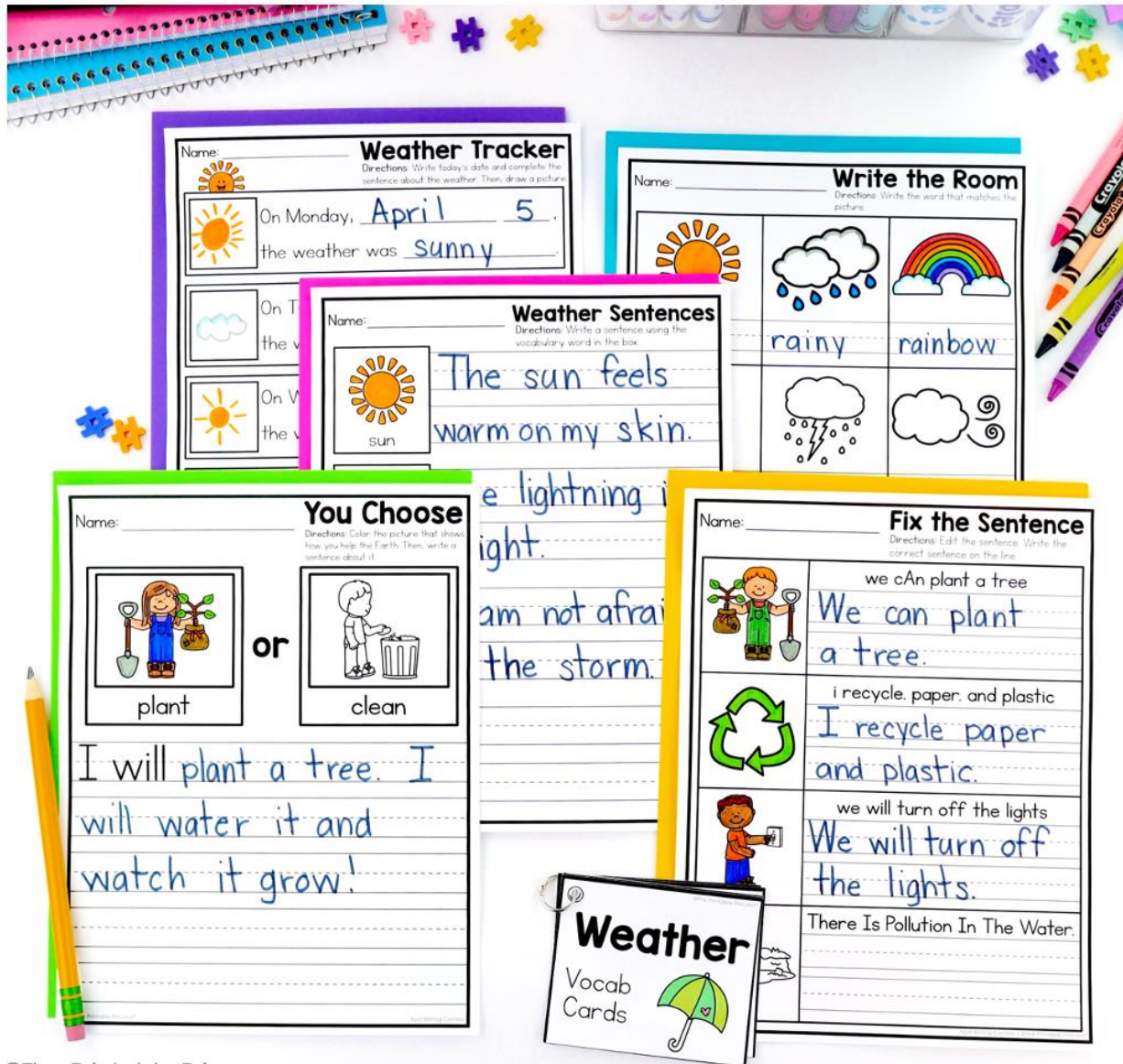


WRITING CENTERS

MADE FOR KINDERGARTEN



April themes include:
weather, Earth Day, and
zoo animals

Low prep and no prep
writing centers made
for kindergarten

Includes "I Can" direction
cards to promote
independence in centers

Practice labeling,
sequencing, simple editing
and telling stories

What's included?

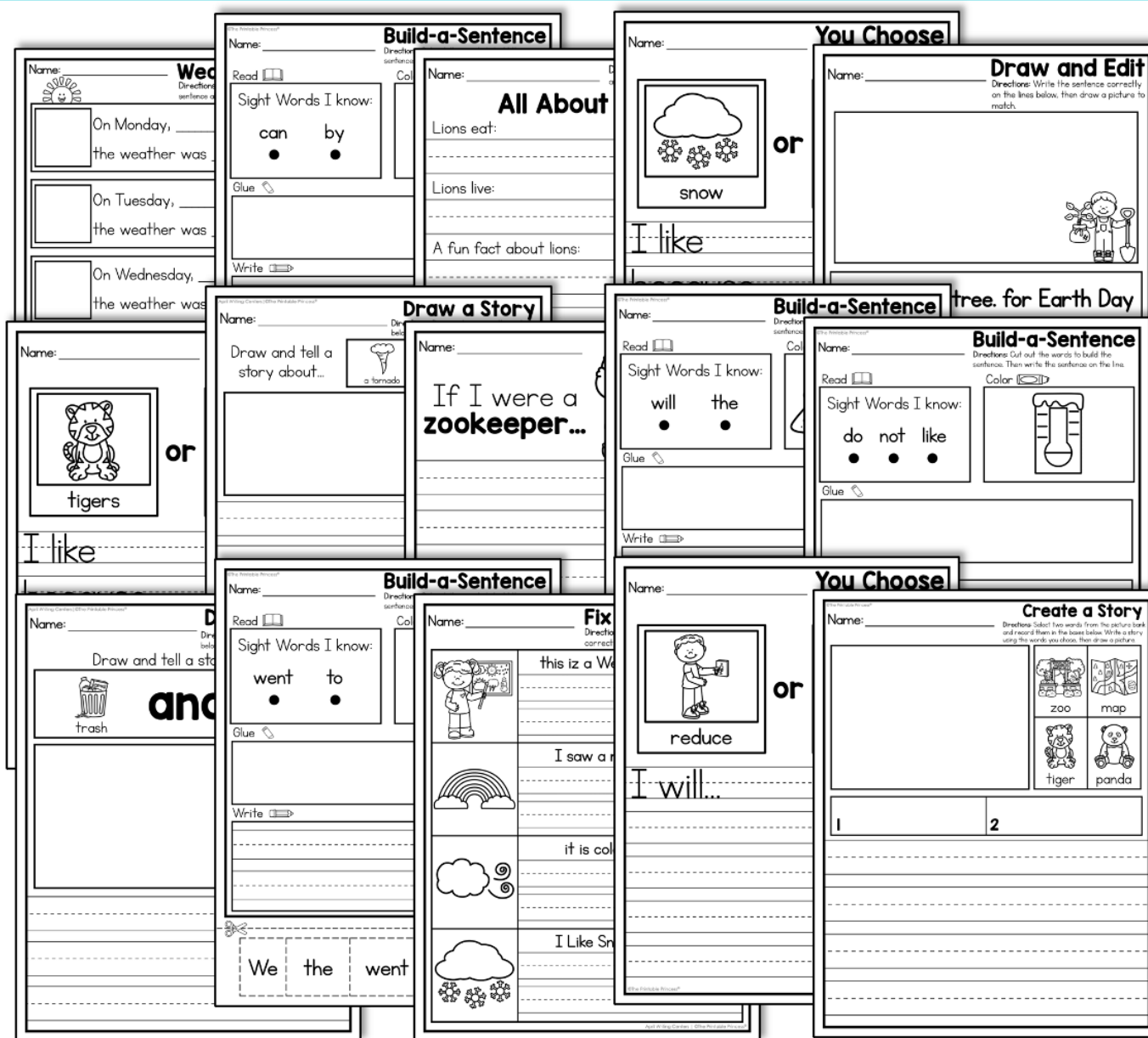
WRITING TOOLS



- ✓ Journal cover
- ✓ Alphabet chart
- ✓ Writing checklist
- ✓ Handwriting guide
- ✓ Vocabulary words
- ✓ Use them as part of a writing center display or in student writing folders

What's included?

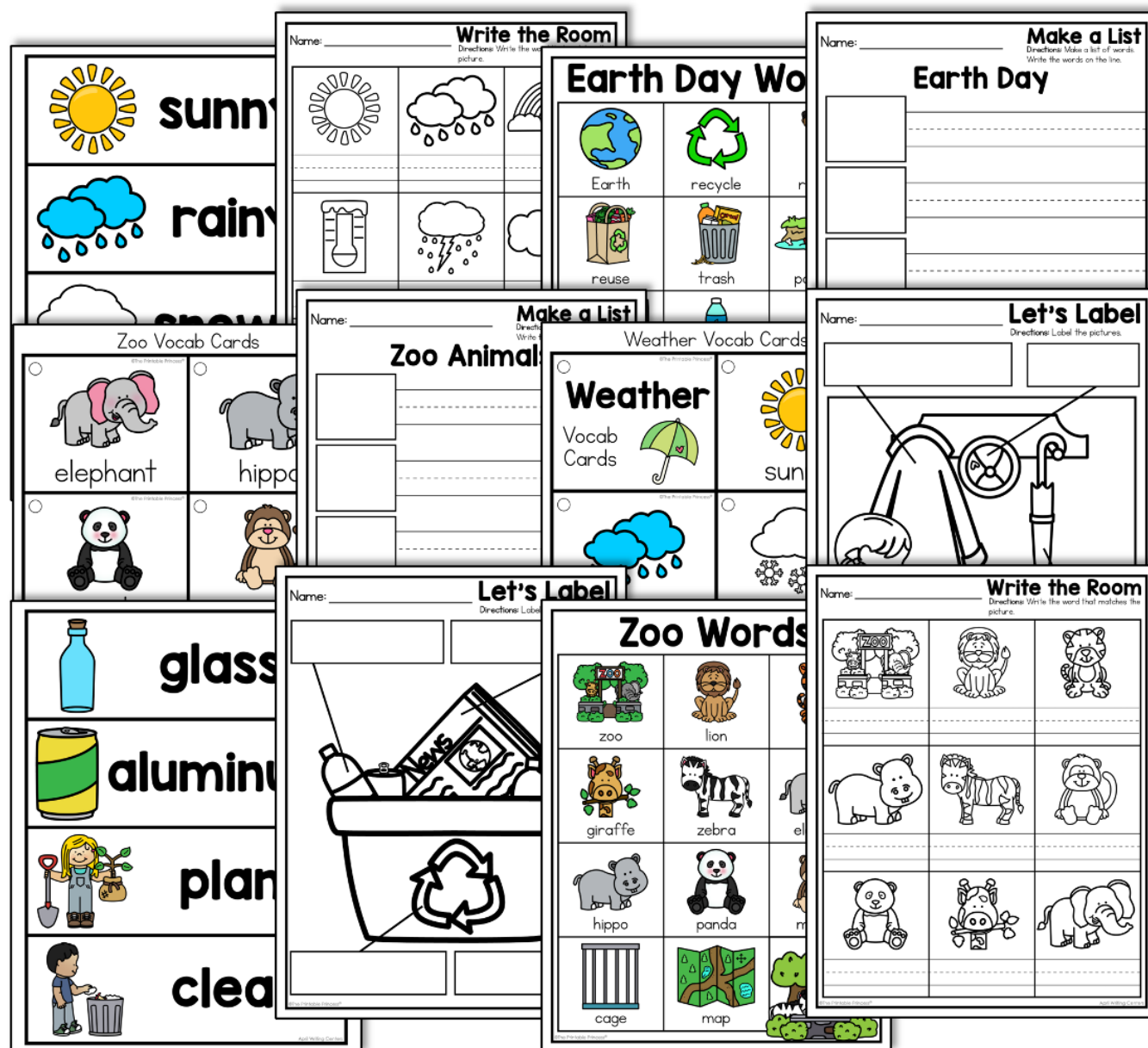
40+ NO PREP PAGES



- ✓ Sentence editing
- ✓ Building sentences
- ✓ Opinion writing
- ✓ Simple story writing
- ✓ Thematic free choice writing paper

What's included?

VOCABULARY PAGES



- ✓ Making lists
- ✓ Lift and write
- ✓ Labeling
- ✓ Write the room
- ✓ Perfect to use alongside the provided vocabulary cards

What's included?

CENTER ACTIVITIES

The collage displays a variety of printable center activities:

- Weather Word Cards:** Cards with weather-related words like 'sunny', 'cloudy', 'rainy', and 'windy' paired with illustrations.
- Sentence Scramble:** A worksheet where students unscramble words to form a sentence. It includes a 'How to Prep' section and an 'Extend' section for highlighting sight words.
- Earth Day Race Game:** A board game where students use a die to move a game piece along a path of Earth Day vocabulary words (reuse, trash, pollution, plastic, glass, aluminum) towards the 'End'.
- Vocab Word Spinner:** A spinner with four sections containing images of an elephant, a panda, a raccoon, and a squirrel. Students spin and use the word to complete a sentence.
- How to Dress for Rain:** A worksheet with four steps: 1. Put on rain boots, 2. Put on a raincoat, 3. Put on a rain hat, 4. Take an umbrella. Each step includes an illustration and a line for writing.
- Fix the Sentence:** A worksheet where students correct errors in a sentence: 'we can plant a tree. I recycle paper and plastic. we will turn off the lights. There Is Pollution In The Water.'
- Build-a-Sentence:** A worksheet where students use sight words to build a sentence: 'can help by recycling.'
- Earth Day Vocab Cards:** Cards with Earth Day vocabulary words and corresponding illustrations (Earth, reduce, trash, paper, recycle, reuse, pollution, plastic, glass, aluminum).

- ✓ Low-prep center activities
- ✓ Perfect for building a writing routine
- ✓ Includes "I Can" visual direction cards to promote independence

Check out these

TEACHER REVIEWS



"I picked the activities that were best suited for my students and put them into a rotation. I love the layout and the guided directions. My students love the art and clean layouts." -Rachael B.

"This resource was easy to print and assemble. I like that it had different options to use. My students used this daily for writing practice for their IEP goals." -Tiffany R.

"I love this resource, so many activities with a lot of differentiation perfect for all of my students." -Lisa K.

Check out the

WRITING CENTER BUNDLE



"This was a great resource. It was easy to use and find the perfect fit with all of the differentiation and themes. This saved me a ton of time!"—Sarah M.

Click the picture above to check out the Kindergarten Writing Centers bundle, which includes 9 products full of writing activities that can be used throughout the year.

Name: _____

Fix the Sentence

Directions: List the sentence. Write the correct sentence on the line.

	The lamb iz in the grass The lamb is in the grass.
	i will catch the butterfly I will catch the butterfly.
	We. can. plant. the. seeds.

Name: _____

Write the Room

Directions: Write the word that matches the picture.

farmer	barn	

Name: _____

Fill in the Blank

Directions: Use the word bank to complete each sentence.

leprechaun	footprints	horseshoe
hat	trap	shamrock

	The leprechaun wears a hat.
	The horseshoe is yellow.
	I can see his foot prints.
	The shamrock is green.
	I will set up my trap.
	The leprechaun is small.

Name: _____

Lift and Write

Say the name of each picture. Write the word under the flap of each picture. Color the pictures.

soil	flower

Say the name of each picture. Write the word under the flap of each picture. Color the pictures.

garden	seedling

Unscramble the words and write the sentence on the line. LIFT the flap and draw a picture to match.

a I can garden. plant
I can plant a garden.

Name: _____

Create a Story

Name: _____

Write the Room

Directions: Write the word that matches the picture.

farmer	barn	

Name: _____

Build-a-Sentence

Directions: Use the words to build a sentence.

Sight Words I know: will, the

The farmer will grow carrots.

The farmer will grow carrots.

Name: _____

Fill in the Blank

Directions: Use the word bank to complete each sentence.

cow	pig	farmer
milk	barn	hen

He is a farmer.

The barn is red.

The farm has a pink pig.

The will lay eggs.

The is black and white.

We get from the cow.

CLICK HERE
to see the entire bundle