

# Alphabet Puzzle Center

## Color and BW Included



Name: \_\_\_\_\_

### Alphabet Puzzles

Directions: Write the uppercase and lowercase letter to match the picture.

		Vv		Bb	Ii			
Zz	Aa			Gg				
		Ll	Cc					




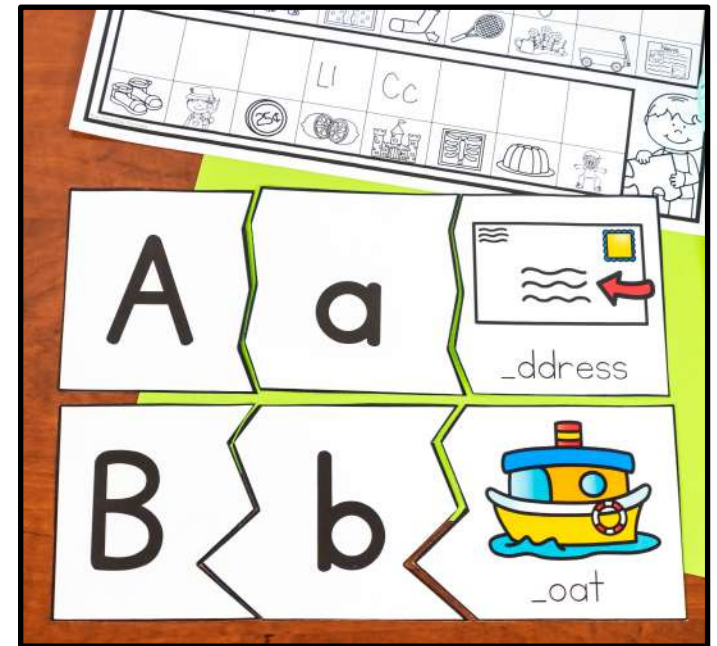
# About this resource...

This resource includes alphabet puzzles for letters A – Z and a corresponding recording sheet. Each puzzle includes three pieces: an uppercase letter, a lowercase letter, and a beginning sound picture. A printer-friendly, black and white option is also included. You can find the black and white set beginning on page 17. The recording sheet is on page 30.

To prepare the puzzles, just print and laminate. Then cut the puzzles apart. If you are using the black and white version you can print on colored cardstock.

Students will put the three piece puzzles together. To record their work, they will find the corresponding beginning sound picture on their paper. They will write the uppercase and lowercase letter that corresponds. This activity can be used with or without the recording sheet.

The puzzles are great for morning tubs, fast finisher activities, or a literacy center.



M


m



\_ap

N


n



\_ewspaper

M


m



\_ap

N

n



\_ewspaper

Name: \_\_\_\_\_

# Alphabet Puzzles

Directions: Write the uppercase and lowercase letter to match the picture.

