


# LETTER PRACTICE

## 26 NO PREP PAGES

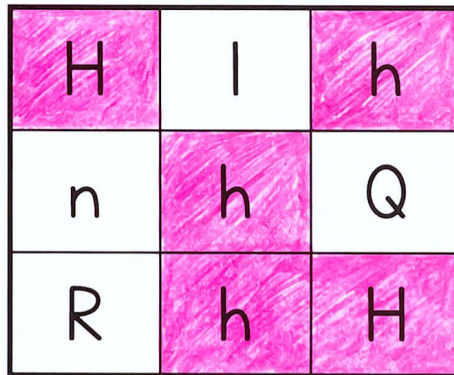
Name: \_\_\_\_\_

### Letter Hh

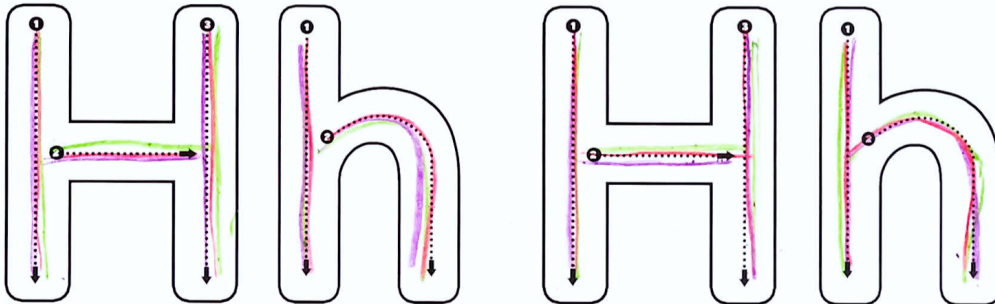
Color or decorate the letter.



Find and color the letter.



Trace the letter.



Say the name of each picture then color.




honey



helmet



hammer



hippo

Color the uppercase letters one color. Color the lowercase letters a different color.



The Printable Princess





# About this resource...

This resource will help students practice a variety of skills such as: sorting uppercase and lowercase letters, handwriting and letter formation, beginning sounds, and environmental print.

Print the page/letter you'd like your students to practice. Students will need a pencil and crayons, markers, or colored pencils for this activity.

Students identify and decorate the letters at the top. They can decorate them using polka dots, stripes, small stickers, etc.

Next students identify the uppercase and lowercase letters and color or dab with a bingo dabber. They can use one color or use a different color for uppercase and lowercase.

Next students will trace the uppercase and lowercase letters. You can have them use a pencil, marker, or rainbow write the letters.

They will color the pictures that begin with the target letter. You can have them use a yellow crayon to highlight the letter at the beginning of each word.

Finally they will sort and color the letters by uppercase and lowercase. These letters are presented in a variety of fonts, similar to how the letter would look in environmental print. They will use one color for the uppercase letters and a different color for the lowercase letter.



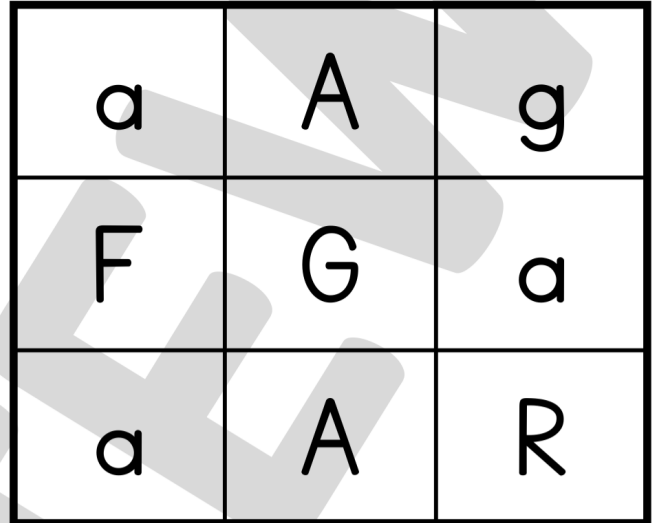
Name: \_\_\_\_\_

# Letter Aa

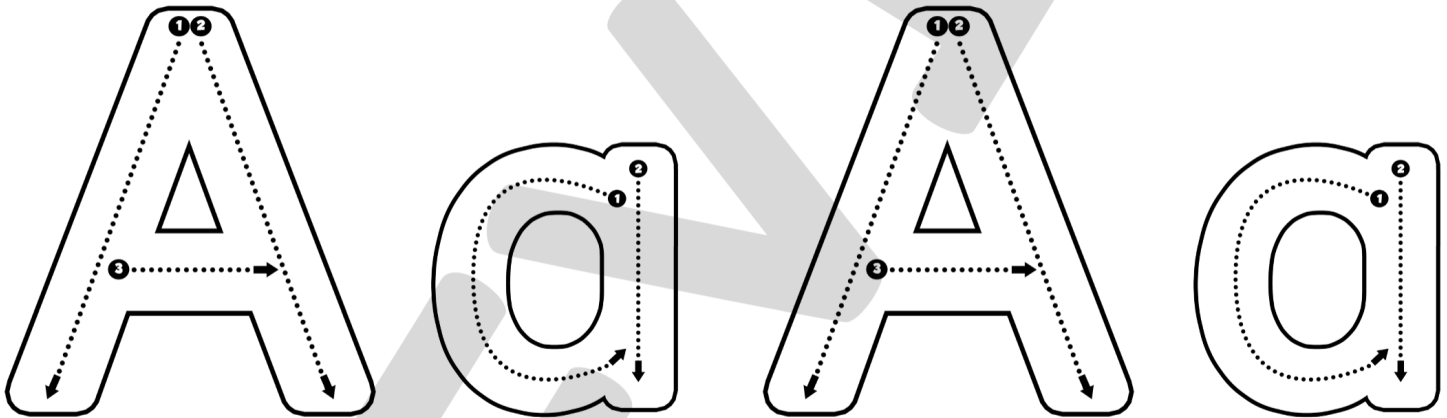
Color or decorate the letter.




Find and color the letter.



Trace the letter.



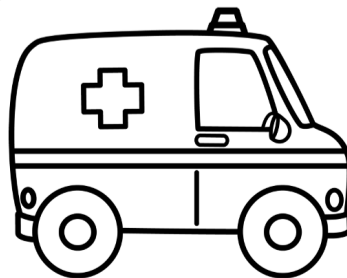
Say the name of each picture then color.




alphabet



apple




ambulance



act

Color the uppercase letters one color. Color the lowercase letters a different color.





# TERMS OF USE

You May	You May NOT
<ul style="list-style-type: none"><li>● Make as many printed copies as you need for your own classroom and personal use.</li><li>● Purchase additional licenses for colleagues at a discounted rate by visiting your "My Purchases" tab on TpT.</li><li>● Save this file to your home or school computer.</li><li>● Share ONLY the cover page of this product on your blog, social media account, etc. with a link back to the product in my TpT shop.</li><li>● <b><u>Thank you for respecting my work.</u></b></li></ul>	<ul style="list-style-type: none"><li>● Post <b><u>ANY</u></b> part of this document on <b><u>ANY</u></b> website, blog, shared clouds or drives, etc. (Including personal, classroom, or school websites)</li><li>● Share this item with other teachers, your team, or your school/district (either digitally in ANY way or by copying it via a copy machine or printer). Please direct them to this product on TpT.</li><li>● Sell this item or benefit financially in any way from this file.</li></ul>

Copyright The Printable Princess, Inc. All rights reserved. Permission is granted to make printed copies specifically for student or teacher use by the original purchaser/licensee only. Reproduction of any part of this product for any other purpose is strictly prohibited, which includes but is not limited to: sharing or distributing any part of this product by way of making printed copies, sharing or distributing any part of this product by posting it online (including personal or classroom websites). Posting any part of this product online is detectable and is in violation of The Digital Millennium Copyright Act (DMCA).



let's connect



Just click the buttons above!

