

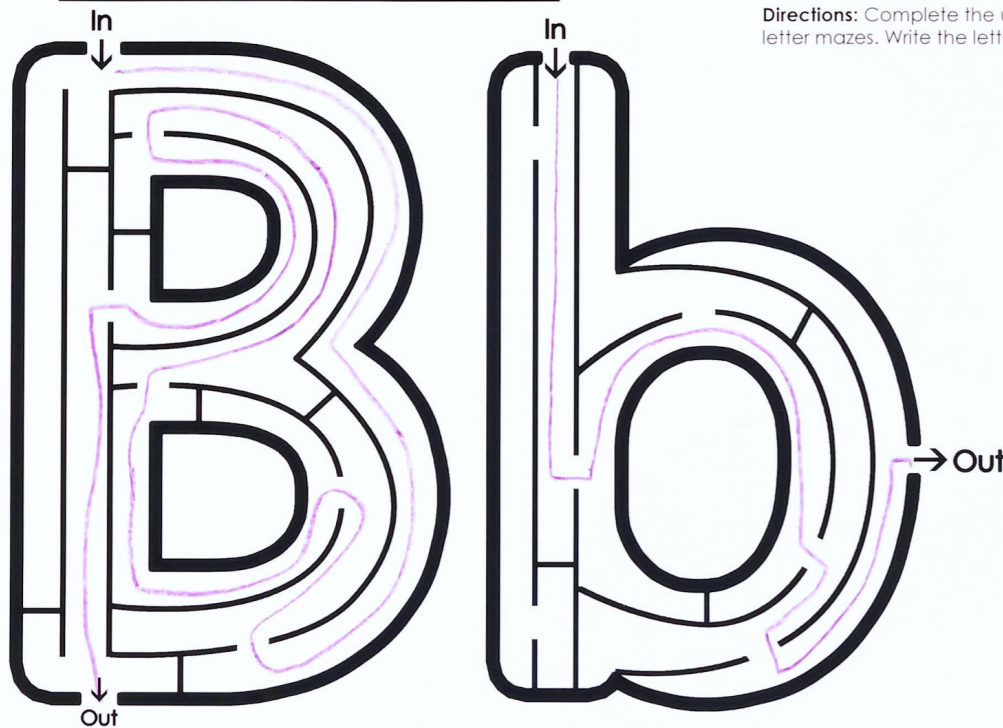
ALPHABET MAZES

FINE MOTOR + LETTER PRACTICE


Name: _____

Letter Mazes: Bb

Directions: Complete the uppercase and lowercase letter mazes. Write the letter on the lines below.

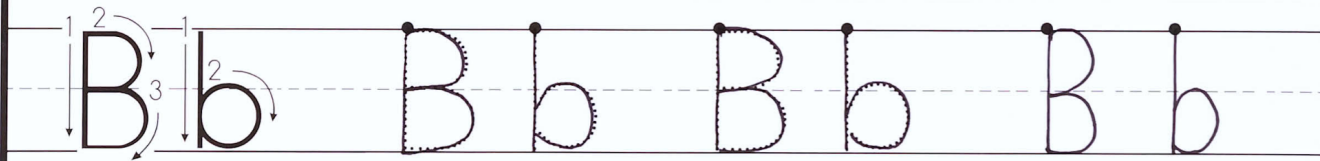


b arn



b ird

The Printable Princess®



About this resource:



This resource was designed as a way for students to practice letter formation and beginning sounds, while incorporating fine motor practice.

This resource includes 26 pages of alphabet practice. To prepare this activity, select the letter you'd like for your students to practice and print. Students will need a pencil and crayons for this activity.

Students will start where the maze says "In". They will use a pencil, crayon, or colored pencil to work their way through the maze. If you wanted to change up the activity, you could have students dip a cotton swab in paint and dot their way through the maze.

Students will identify the beginning sound pictures and write the lowercase letter on the line. At the bottom of the page they will trace the letter and then practice writing it on their own.

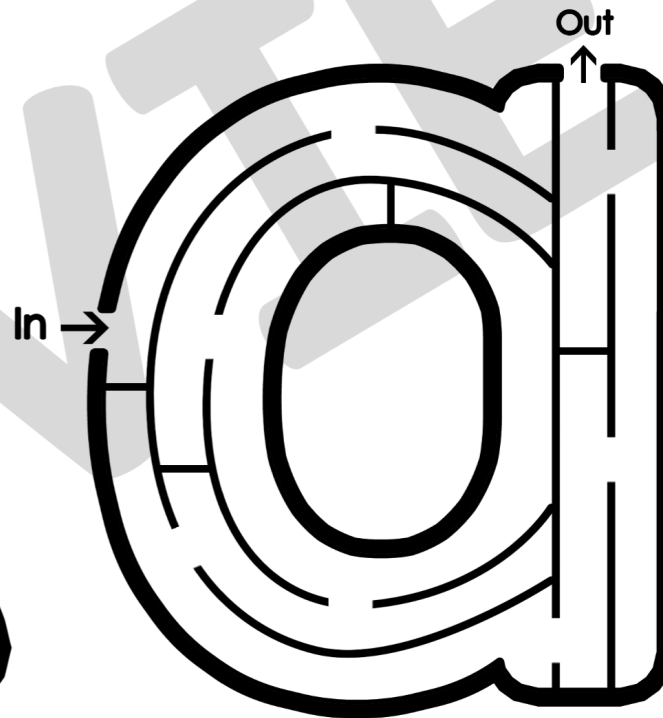
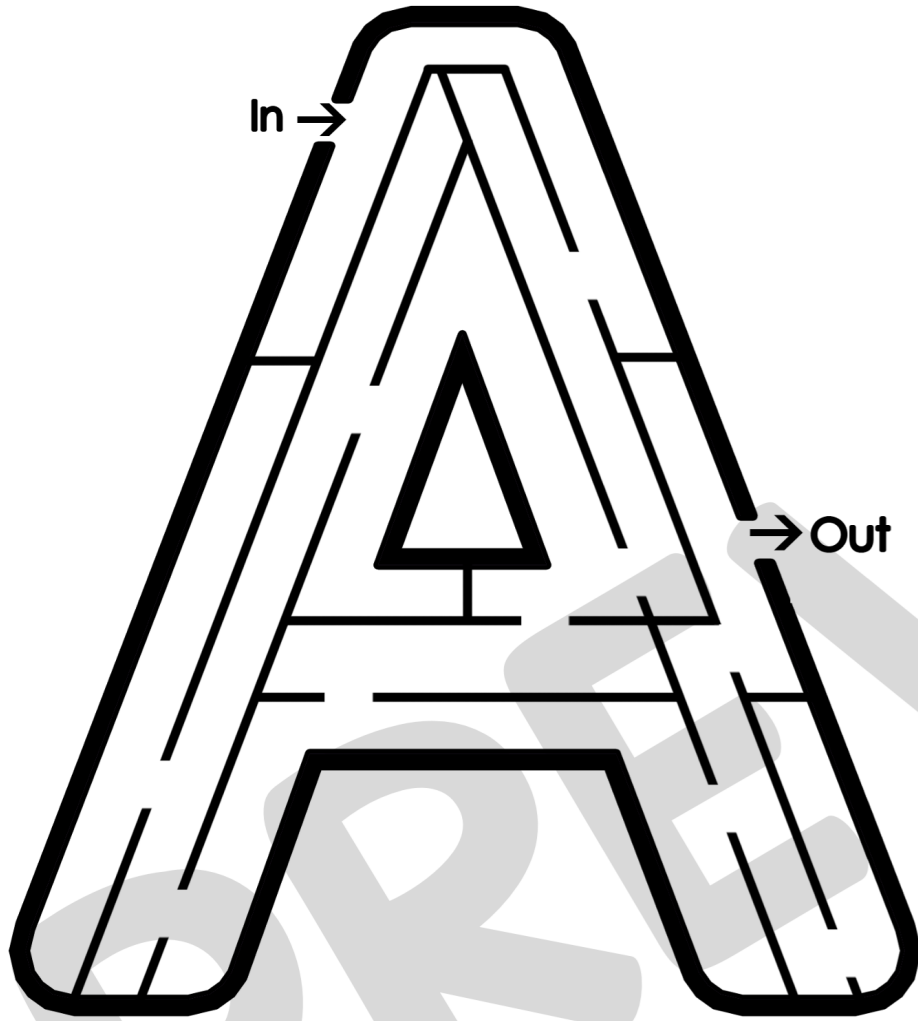
Use this page as a worksheet for morning work, independent practice, or small group practice. Or slide in page protectors for students to use as centers, fast finishers, or morning tubs. You can also send individual pages to students to complete the pages at home.




Name: _____

Letter Mazes: Aa

Directions: Complete the uppercase and lowercase letter mazes. Write the letter on the lines below.

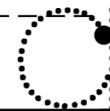
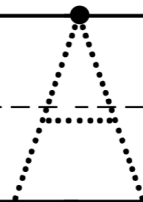
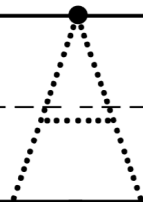
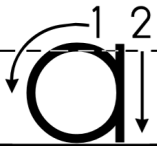
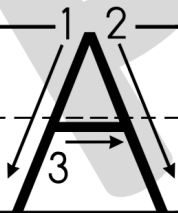


___ pple



___ ct

The Printable Princess®





TERMS OF USE

You May	You May NOT
<ul style="list-style-type: none">● Make as many printed copies as you need for your own classroom and personal use.● Purchase additional licenses for colleagues at a discounted rate by visiting your "My Purchases" tab on TpT.● Save this file to your home or school computer.● Share ONLY the cover page of this product on your blog, social media account, etc. with a link back to the product in my TpT shop.● <u>Thank you for respecting my work.</u>	<ul style="list-style-type: none">● Post <u>ANY</u> part of this document on <u>ANY</u> website, blog, shared clouds or drives, etc. (Including personal, classroom, or school websites)● Share this item with other teachers, your team, or your school/district (either digitally in ANY way or by copying it via a copy machine or printer). Please direct them to this product on TpT.● Sell this item or benefit financially in any way from this file.

Copyright The Printable Princess, Inc. All rights reserved. Permission is granted to make printed copies specifically for student or teacher use by the original purchaser/licensee only.

Reproduction of any part of this product for any other purpose is strictly prohibited, which includes but is not limited to: sharing or distributing any part of this product by way of making printed copies, sharing or distributing any part of this product by posting it online (including personal or classroom websites). Posting any part of this product online is detectable and is in violation of The Digital Millennium Copyright Act (DMCA).



let's connect



Just click the buttons above!

