


A-MAZE-ing


Letters

Name: _____

Directions: Color or dab the matching letters to reach the stop sign at the end of the maze.

Aa

	A	A	a	f	
H	s	O	h	a	V
r	A	A	a	a	M
A	a	R	B	k	T
A	K	w	a	A	
a		A			




Name: _____

Directions: Color or dab the matching letters to reach the stop sign at the end of the maze.

Bb

B	B	b
t	Z	b
D	o	B
B	b	B
m	P	s
b	B	STOP

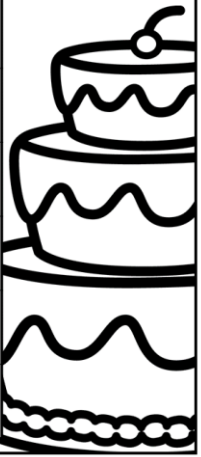


Name: _____

Directions: Color or dab the matching letters to reach the stop sign at the end of the maze.

Cc



W	j	A
s	T	d
c	C	c
C	F	C
c	L	C
h	G	STOP



Directions: Color or dab the matching letters to reach the stop sign at the end of the maze.

Dd



d	d
R	D
d	D
d	x
B	Y
d	STOP



About this packet...

This packet contains 27 alphabet mazes (2 for the letter x). Students will start at the race car on top and finish at the stop sign at the bottom. They will go through maze and mark or color each space that shows the uppercase or lowercase letter.

Students can use crayons, stamps, bingo dabbers, etc to mark the spaces as they go through the maze. You can also slide these pages into page protectors or laminate them for an easy center. Students can use dry erase markers or manipulatives to mark the spaces through the maze.



Name: _____

Directions: Color or dab the matching letters to reach the stop sign at the end of the maze.

Aa

