

BEGINNING SOUND Sentences

Includes Color and B&W


Bb is for...



Bb is for...



Bb is for bed.



Bb is for ball.




Bb is for barn.



Bb is for book.



Bb is for bird.



Bb is for...

bed

ball

barn

book

bird



Thank You

Thank you so much for purchasing this resource! I sincerely hope you and your students enjoy the activities and that it makes learning fun. I also hope that you find it helpful and easy to use.

Please Note: This file is licensed for a single classroom use only. You may not share, redistribute, or sell the contents of this packet in any way (electronically or giving away a hard copy). You may not place any parts of this file on the Internet or school website. If you are planning to share this packet with a colleague or an entire team, please visit my store to purchase additional licenses at a discounted price.

If you are not already doing so, I would love for you to follow me on TpT! It's a great way to stay connected and up-to date on the latest products and FREEBIES!

Click on the link below to visit
[The Printable Princess on TpT.](#)

If you have any questions,
please do not hesitate to e-mail me.
theprintableprincess@gmail.com

Visit my website:

www.theprintableprincess.com



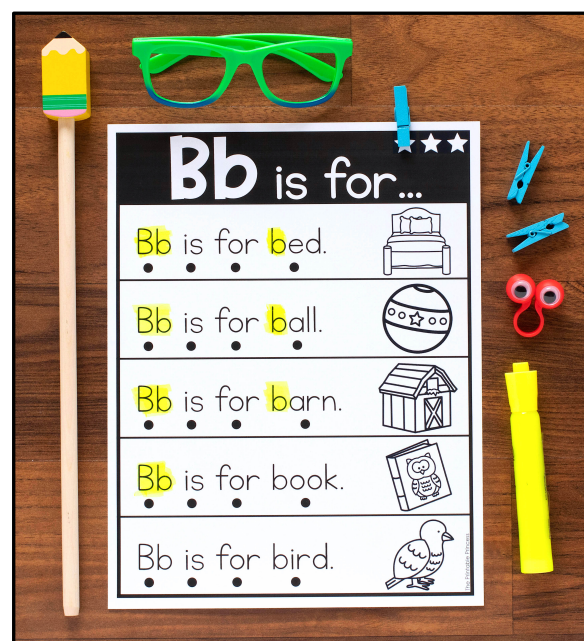
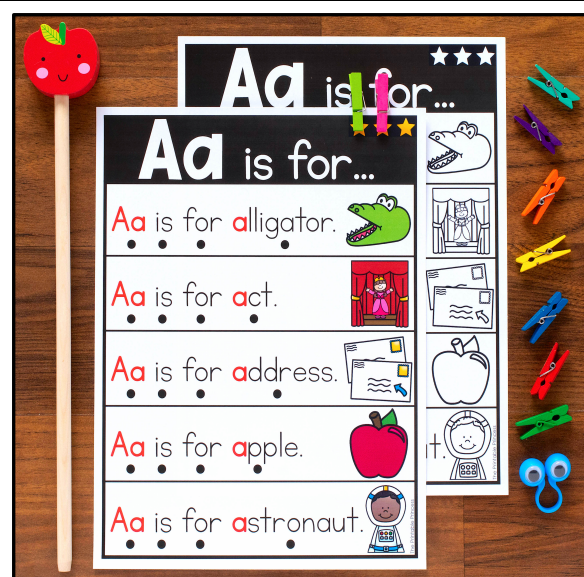
BEGINNING SOUND SENTENCES

There are 26 beginning sound sentence pages included in this resource – 21 consonants and 5 vowels. All vowel pictures focus on the short vowel sound. A black and white version is also included beginning [on page 30](#).

These pages work great as a small group warm-up or as an independent reading center. The sentences feature a predictable text which is perfect for beginning readers.

Students will read the target letter at the top of the page. Then, they will read the beginning sound sentences. On the color version, the target letter is shown in red throughout the beginning sound sentences. For the black and white versions, you could have students highlight the target letter.


Three stars are located at the top of each page. Students using this activity in a center can clip one star each time they read all of the sentences. Once they have clipped all of the stars (and read the sentences three times), they can get a new sentence page and begin again.




Aa is for...




Aa is for alligator.




Aa is for act.




Aa is for address.



Aa is for apple.




Aa is for astronaut.




Aa is for...




Aa is for alligator.




Aa is for act.



Aa is for address.



Aa is for apple.



Aa is for astronaut.

