

Alphabet Mats

Color and BW Included




About this resource...

This resource includes alphabet mats for letters A – Z. Separate uppercase and lowercase mats are included. Color and black and white versions of each set are included. Color sets begin on page 5. Black and white sets begin on page 19.

To prepare these mats, just print and laminate. Then cut the mats apart. Each mat has a small hole in the upper left corner. You can punch a hole in the mats and put them on a metal ring for easy storage. Optional front covers are included on page 4.

Students can use play dough, pom-poms, or mini erasers to form the letters. Or use these in a small group and have students trace the letters to practice correct letter formation.

These are great for morning tubs, fast finisher activities, a literacy center, and fine motor building.



CAPITAL

Letters Mats

ABCD

The Printable Princess

CAPITAL

Letters Mats

ABCD

The Printable Princess

lowercase

Letters Mats

abcd

The Printable Princess


lowercase

Letters Mats

abcd

The Printable Princess

A



apple

B




book

C




cake

D




diamond

a




act

b




basket

c





clock


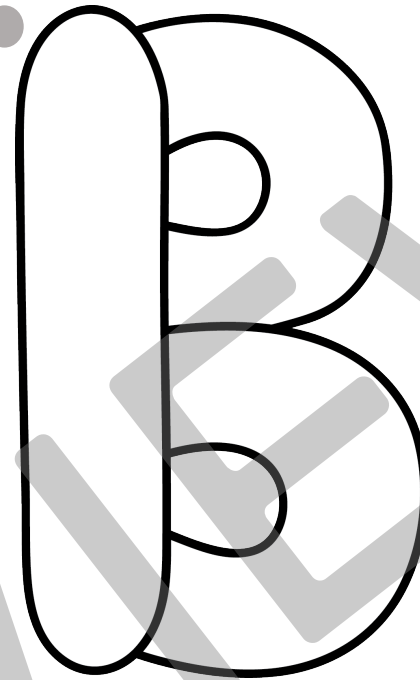
d




doll





apple



book




cake



diamond

a




act

b



basket

c



clock

d



doll