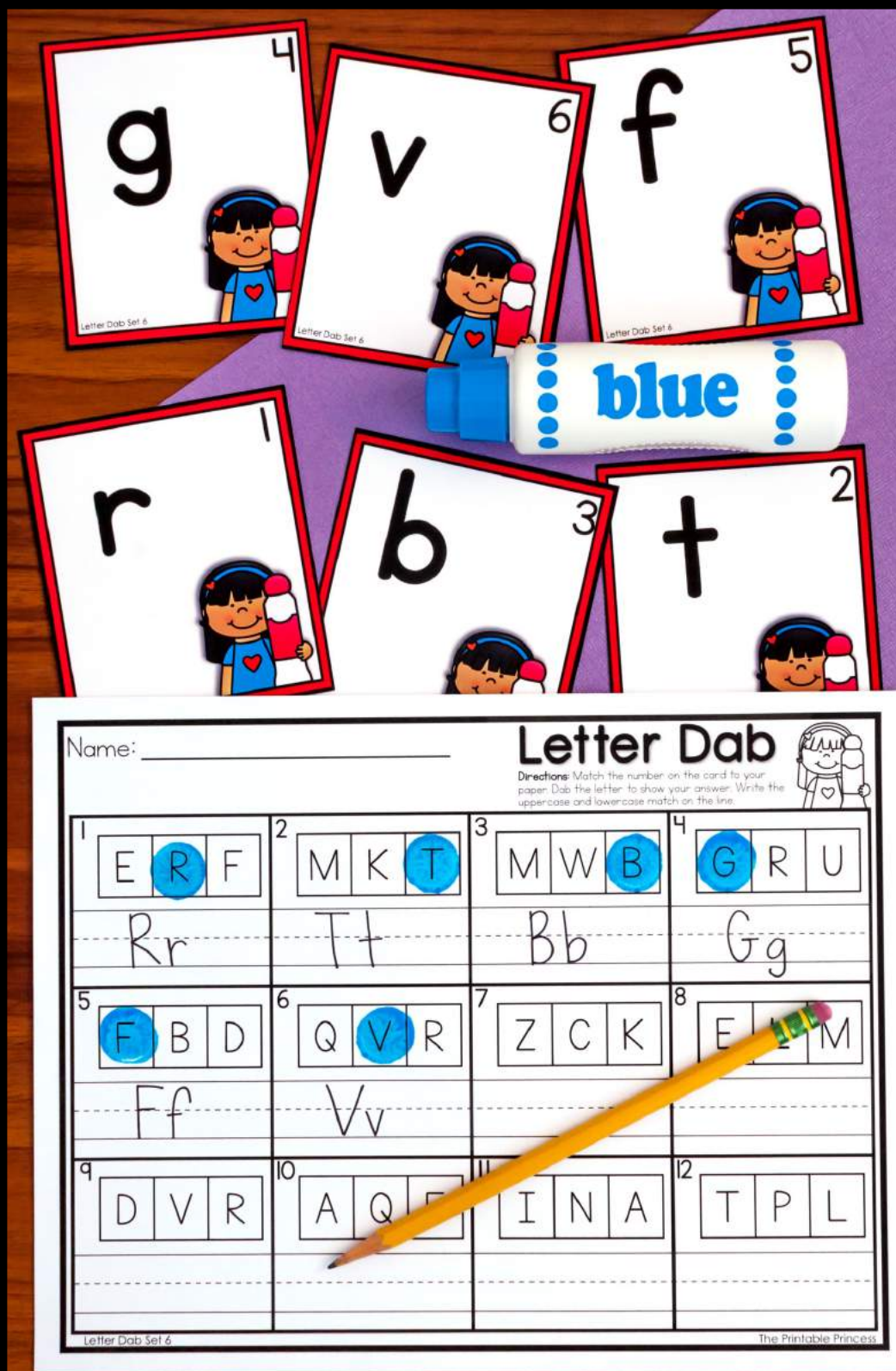


A Dab of LEARNING

Uppercase &
Lowercase Matching
Activities Using
Bingo Dabbers

Created by The Printable Princess



A Dab of Learning: Uppercase & Lowercase

Activity	Page #
About this Resource	<u>5</u>
Matching Cards with Directions	<u>6 - 16</u>
Center Directions and I Can Cards: 1	<u>17 - 19</u>
Uppercase to Lowercase Centers	<u>20 - 30</u>
Lowercase to Uppercase Centers	<u>31 - 41</u>
Center Directions and I Can Card: 2	<u>42 - 43</u>
Does it Match Centers	<u>44 - 55</u>
No Prep Practice Pages	<u>56 - 75</u>
Answer Keys for Centers	<u>76 - 78</u>



About this Resource

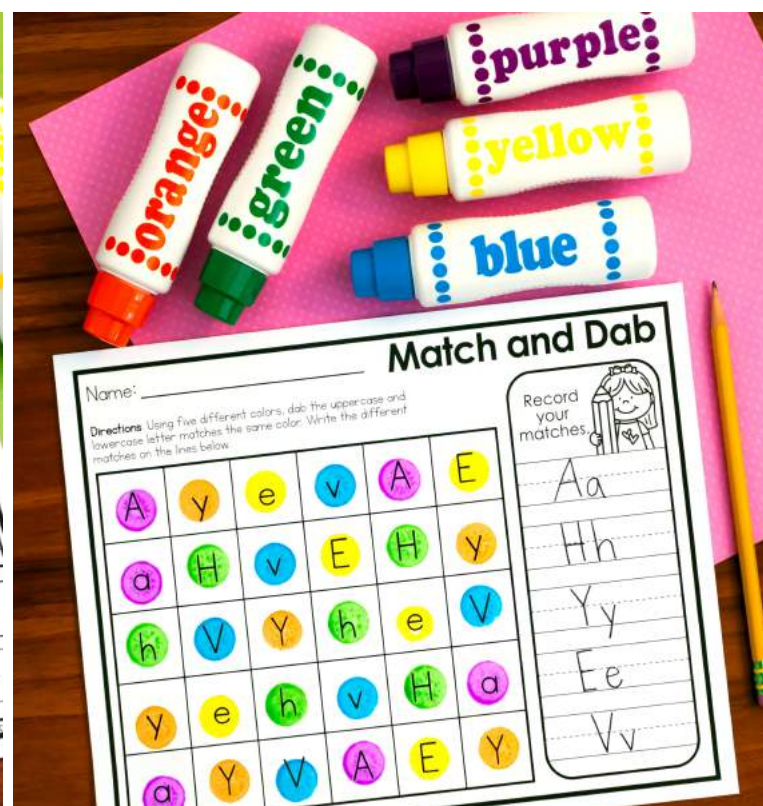
This resource includes easy to prep activities to help young learners make the connection between uppercase and lowercase letters. Using bingo dabbers is a fun alternative to pencils and can often be less intimidating for beginning writers.

Inside you'll find three different types of center activities. Each center includes three versions, for a total of nine centers. Keeping the directions the same allows students to focus on learning the skill, rather than learning a new set of directions.

Also included are five different sets of no-prep practice pages. Each set included four versions, for a total of twenty pages. These can be used for homework, literacy centers, morning work, etc.



While these pages are meant to be used with bingo dabbers, you can have students complete the pages with crayons, markers, or colored pencils as well.





Includes:

- 3 - Uppercase to Lowercase Matching Centers
- 3 - Lowercase to Uppercase Matching Centers
- 3 - Is it a Match? Uppercase and Lowercase Centers
- Answer Keys for Easy Checking
- Kid-Friendly "I Can" Visual Directions
- 20 Pages - Five Styles of **No Prep Practice Pages** {4 of each style are included.}



E

1



Letter Dab Set 1

J

2



Letter Dab Set 1

Q

3



Letter Dab Set 1

S

4



Letter Dab Set 1

L

5



Letter Dab Set 1

A

6



Letter Dab Set 1

Name: _____

Letter Dab



Directions: Match the number on the card to your paper. Dab the letter to show your answer.

1 c e f	2 l p j	3 q d o
4 c g s	5 l t i	6 o a d
7 x y v	8 a c o	9 t h f
10 k f x	11 u n w	12 n u r
13 g b c	14 z w y	15 t m h

d

1



Letter Dab Set 4

i

2



Letter Dab Set 4

o

3



Letter Dab Set 4

t

4



Letter Dab Set 4

w

5



Letter Dab Set 4

f

6



Letter Dab Set 4

Name: _____

Letter Dab



Directions: Match the number on the card to your paper. Dab the letter to show your answer.







1	D	H	U
2	J	I	L
3	A	Q	O
4	V	T	M
5	W	N	X
6	C	F	B
7	P	R	X
8	J	L	E
9	I	Q	Y
10	J	B	Z
11	P	D	G
12	L	Y	K
13	E	C	D
14	H	T	I
15	K	O	M

Name: _____

Roll and Dab

Directions: Roll a dot cube and count the dots. Use the code below to dab the matching lowercase letters.

m	p	s	p	m	e
h	s	h	p	t	e
p	t	e	t	h	s
e	m	t	s	p	h
s	h	t	m	e	m


	M
	S
	P
	E
	H
	T

Name: _____

Spin and Dab

Directions: Spin the spinner and dab the matching uppercase letter.

K	U	P	R	D
N	X	K	X	P
Y	Y	R	N	X
L	U	K	Y	D
D	X	R	N	U



Name: _____

Match and Dab

Directions: Using five different colors, dab the uppercase and lowercase letter matches the same color. Write the different matches on the lines below.

k	W	i	X	K	x
I	x	J	w	J	i
j	k	I	K	j	W
W	i	j	X	I	x
K	w	X	J	w	k

Record
your
matches.



Name: _____

Match, Dab, Write

Directions: Dab the matching lowercase letter. Write the uppercase and lowercase pair on the line.



n

h


w



q

g


y



r

m


w



u

a


w



o

p

d



c

a

d



t

y


g



m

n

u



j

g

a