


KNOW & SHOW

ADDITION & SUBTRACTION



Know and Show






Read:





$4 + 2 =$

123

Show:

Solve:



The Printable Princess



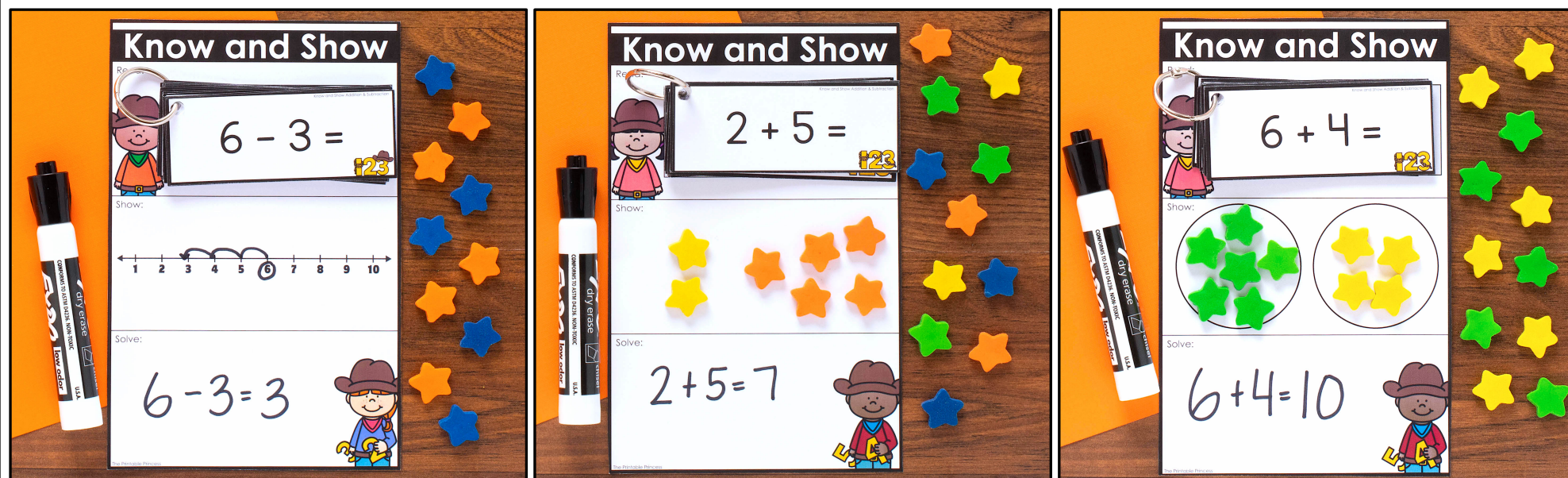
About this resource...

This resource was created to provide students with an engaging, hands-on way to practice addition and subtraction within 10. These activities are great for morning tubs, early finishers, or math centers.

There are five different work mats included. Select the one that works best for your students. Also included are 120 [addition cards](#) and [subtraction cards](#). Optional covers are included so you can punch a hole and store these on a metal ring.

To prepare this activity print, cut apart and laminate the work mats. Print the desired addition and subtraction cards.

Students will read the math sentence and use the mat to show their work and solve the problem. You can have students use math cubes, mini erasers, dry erase markers, etc to show their work on the mat. On the bottom they can use dry erase markers, number beads, etc to show the completed math sentence.



Know and Show

Read:

Place cards here.

Show:

Solve:

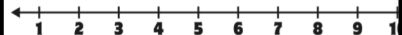


Know and Show

Read:

Place cards here.

Show:



Solve:

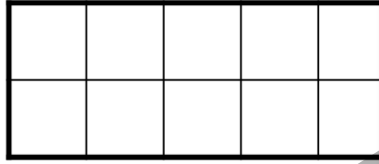


Know and Show

Read:

Place cards here.

Show:



Solve:

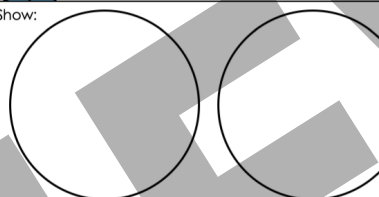


Know and Show

Read:

Place cards here.

Show:



Solve:

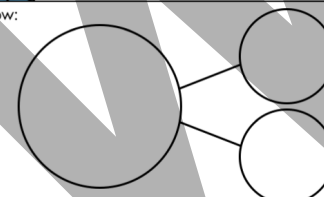


Know and Show

Read:

Place cards here.

Show:



Solve:



$1 + 0 =$	$0 + 1 =$
$0 + 2 =$	$1 + 1 =$

$10 - 0 =$	$10 - 1 =$
$9 - 0 =$	$10 - 2 =$
$9 - 1 =$	

$3 + 1 =$	$4 + 0 =$
$0 + 5 =$	

$8 - 2 =$	$7 - 1 =$
$6 - 0 =$	$10 - 5 =$
$9 - 4 =$	

$4 + 2 =$	$5 + 1 =$
$6 + 0 =$	$0 + 7 =$

$7 - 3 =$	$6 - 2 =$
$5 - 1 =$	$4 - 0 =$
$10 - 7 =$	

$1 + 7 =$	$2 + 6 =$
$3 + 5 =$	

$10 - 8 =$	$9 - 7 =$
$8 - 6 =$	$7 - 5 =$
$6 - 4 =$	

$4 + 5 =$	$9 + 0 =$
$5 + 4 =$	$0 + 10 =$
$6 + 3 =$	$7 + 2 =$

$5 - 3 =$	$4 - 2 =$
$3 - 1 =$	$2 - 0 =$
$10 - 9 =$	

