

VALENTINE'S DAY trail mix






TERMS OF USE

You May	You May NOT
<ul style="list-style-type: none">● Make as many printed copies as you need for your own classroom and personal use.● Purchase additional licenses for colleagues at a discounted rate by visiting your "My Purchases" tab on TpT.● Save this file to your home or school computer.● Share ONLY the cover page of this product on your blog, social media account, etc. with a link back to the product in my TpT shop.● <u>Thank you for respecting my work.</u>	<ul style="list-style-type: none">● Post <u>ANY</u> part of this document on <u>ANY</u> website, blog, shared clouds or drives, etc. (Including personal, classroom, or school websites)● Share this item with other teachers, your team, or your school/district (either digitally in ANY way or by copying it via a copy machine or printer). Please direct them to this product on TpT.● Sell this item or benefit financially in any way from this file.

Copyright The Printable Princess, Inc. All rights reserved. Permission is granted to make printed copies specifically for student or teacher use by the original purchaser/licensee only. Reproduction of any part of this product for any other purpose is strictly prohibited, which includes but is not limited to: sharing or distributing any part of this product by way of making printed copies, sharing or distributing any part of this product by posting it online (including personal or classroom websites). Posting any part of this product online is detectable and is in violation of The Digital Millennium Copyright Act (DMCA).



let's connect




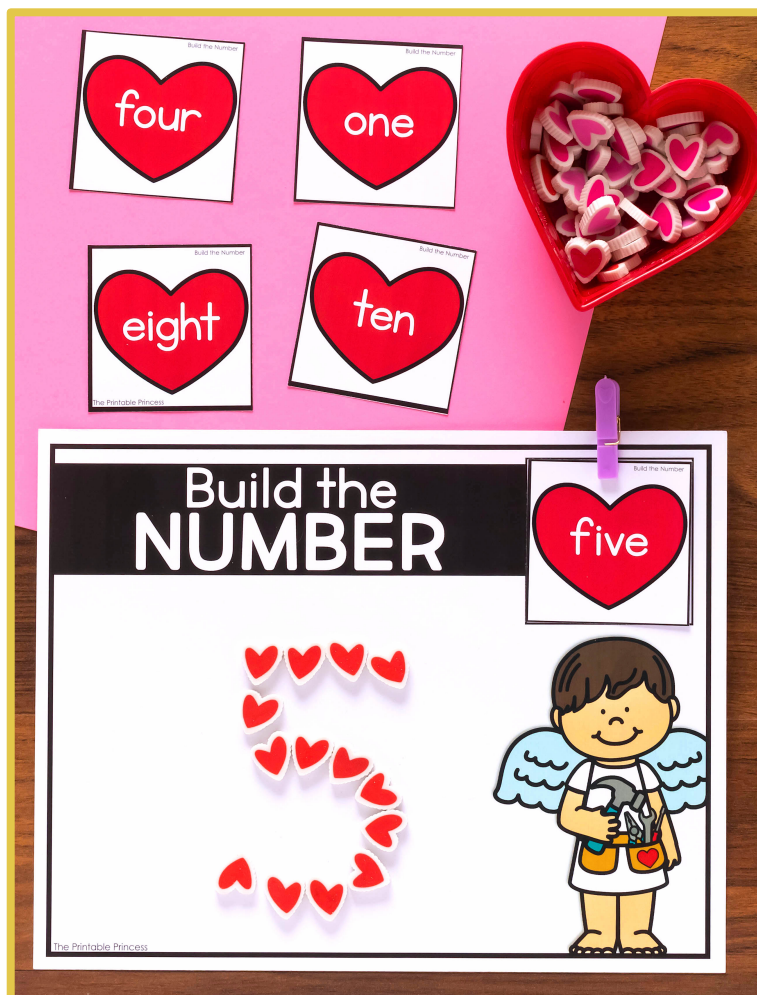
Just click the buttons above!



THANK YOU TO
THE FOLLOWING...



for sharing your talent!



Click on the pictures above to
check out other [February activities!](#)

Friends - they are so sweet.
Together we made
this special treat.



Friends - they are so sweet.
Together we made
this special treat.



Friends - they are so sweet.
Together we made
this special treat.



Friends - they are so sweet.
Together we made
this special treat.



Friends - they are so sweet.
Together we made
this special treat.



Friends - they are so sweet.
Together we made
this special treat.



Friends - they are so sweet.
Together we made
this special treat.



Friends - they are so sweet.
Together we made
this special treat.



Friends - they are so sweet.
Together we made
this special treat.



Friends - they are so sweet.
Together we made
this special treat.



Friends - they are so sweet.
Together we made
this special treat.



Friends - they are so sweet.
Together we made
this special treat.



Friends - they are so sweet.
Together we made
this special treat.



Friends - they are so sweet.
Together we made
this special treat.



Friends - they are so sweet.
Together we made
this special treat.



Friends - they are so sweet.
Together we made
this special treat.



Friends - they are so sweet.
Together we made
this special treat.



Friends - they are so sweet.
Together we made
this special treat.



Friends - they are so sweet.
Together we made
this special treat.



Friends - they are so sweet.
Together we made
this special treat.



Friends - they are so sweet.
Together we made
this special treat.



Friends - they are so sweet.
Together we made
this special treat.



Friends - they are so sweet.
Together we made
this special treat.



Friends - they are so sweet.
Together we made
this special treat.



Friends - they are so sweet.
Together we made
this special treat.



Friends - they are so sweet.
Together we made
this special treat.



Friends - they are so sweet.
Together we made
this special treat.



Friends - they are so sweet.
Together we made
this special treat.



Friends - they are so sweet.
Together we made
this special treat.



Friends - they are so sweet.
Together we made
this special treat.



Friends - they are so sweet.
Together we made
this special treat.



Friends - they are so sweet.
Together we made
this special treat.





Happy Valentine's Day!

_____: Name

VALENTINE TRAIL MIX



Friends – they are so sweet.



Together we made
this special treat.



Happy Valentine's Day!

_____: Name

VALENTINE TRAIL MIX



Friends – they are so sweet.



Together we made
this special treat.




Happy Valentine's Day!

_____: Name


VALENTINE TRAIL MIX



Friends – they are so sweet.



Together we made
this special treat.



Happy Valentine's Day!

_____: Name


VALENTINE TRAIL MIX



Friends – they are so sweet.



Together we made
this special treat.



VALENTINE TRAIL MIX





Dear Families,

Our class Valentine's party will be on _____.
For our party, we will be working together to make a Valentine trail mix.

We need your help to make this event a success! Please send in the highlighted item by _____.

Thank you for your support. We appreciate your help and are looking forward to our special day!

- o 1 bag of mini pretzels
- o 1 bag of pre-popped popcorn
- o 1 bag of Valentine M&Ms
- o 1 box of Kix cereal
- o 1 box of Vanilla Chex cereal
- o 1 bag of marshmallows
- o 1 bag of Goldfish grahams
- o 1 container of sprinkles



VALENTINE TRAIL MIX



Dear Families,

Our class Valentine's party will be on _____.

For our party, we will be working together to make a Valentine trail mix.

We need your help to make this event a success! Please send in the highlighted item by _____.

Thank you for your support. We appreciate your help and are looking forward to our special day!



Happy Friendship Day!

_____: Name

FRIENDSHIP TRAIL MIX



Friends they are so sweet.



Together we made
this special treat.



Happy Friendship Day!

_____: Name

FRIENDSHIP TRAIL MIX



Friends – they are so sweet.



Together we made
this special treat.




Happy Friendship Day!

_____: Name


FRIENDSHIP TRAIL MIX



Friends – they are so sweet.



Together we made
this special treat.



Happy Friendship Day!

_____: Name

FRIENDSHIP TRAIL MIX



Friends – they are so sweet.



Together we made
this special treat.



FRIENDSHIP TRAIL MIX





Dear Families,

Our class Friendship party will be on _____.
For our party, we will be working together to make a friendship trail mix.

We need your help to make this event a success! Please send in the highlighted item by _____.

Thank you for your support. We appreciate your help and are looking forward to our special day!

- o 1 bag of mini pretzels
- o 1 bag of pre-popped popcorn
- o 1 bag of Valentine M&Ms
- o 1 box of Kix cereal
- o 1 box of Vanilla Chex cereal
- o 1 bag of marshmallows
- o 1 bag of Goldfish grahams
- o 1 container of sprinkles



FRIENDSHIP TRAIL MIX



Dear Families,

Our class Friendship party will be on _____.

For our party, we will be working together to make a friendship trail mix.

We need your help to make this event a success! Please send in the highlighted item by _____.

Thank you for your support. We appreciate your help and are looking forward to our special day!

