


FREEBIE SAMPLE

6 GAMES INCLUDED

TRAIL GAMES BUNDLE

NUMBERS TO 10

12 Interactive Partner Games



NUMBERS 11 - 20

12 Interactive Partner Games



ADDITION & SUBTRACTION

12 Interactive Partner Games




2D AND 3D SHAPES

12 Interactive Partner Games



CVC & CVCe WORDS

12 Interactive Partner Games



SIGHT WORDS EDITABLE

12 Interactive Partner Games



UPPERCASE & LOWERCASE

12 Interactive Partner Games



BLENDS AND DIGRAPHS

12 Interactive Partner Games



BEGINNING SOUNDS

12 Interactive Partner Games



Thank You

Thank you so much for checking out the [Kindergarten Math and Literacy Games](#) Freebie Sampler! I sincerely hope you and your students enjoy the activities and that it makes learning fun. I also hope that you find it helpful and easy to use.

Please Note: This file is licensed for a single classroom use only. You may not share, redistribute, or sell the contents of this packet in any way (electronically or giving away a hard copy). You may not place any parts of this file on the Internet or school website. If you are planning to share this packet with a colleague or an entire team, please visit my store to purchase additional licenses at a discounted price.


If you are not already doing so, I would love for you to follow me on TpT! It's a great way to stay connected and up-to date on the latest products and FREEBIES!

Click on the link below to visit
[The Printable Princess on TpT.](#)

If you have any questions,
please do not hesitate to e-mail me.
theprintableprincess@gmail.com

Visit my website:

www.theprintableprincess.com



Math & Literacy Games


To prepare [Kindergarten Math and Literacy Games](#) simply print and laminate the game mats.

Students will each need a game piece such as a mini eraser or plastic cube for this activity. They will also need a plastic spinner or a paperclip and pencil to make a spinner.

This game can be played with a partner or a small group. These are quick games which are perfect for morning tubs, early finishers, or as time fillers.






Students will start on the first space in the upper left corner of the game board. They will spin the spinner and identify the number, shape, letter, etc. that they spun. They will identify what is represented in each space along the game trail and move their game piece to the nearest space that corresponds to what they spun. The gray shaded themed spaces are free spaces.

The first player to make it all the way around to the last space on the game board is the winner. To win the game, the player must spin the final number, shape, letter, etc. shown in the last space on the game board..




Picture names L to R: bike, king, wolf, basketball, turkey, kayak, butter, watch, trash, kettle, witch, blueberries, tie, kite, tuxedo, windmill

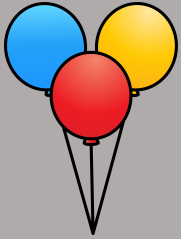
Numbers to 10 Trail

 123	10	4	6					
6	 <table border="1"><tr><td>8</td><td>4</td></tr><tr><td>6</td><td>10</td></tr></table>			8	4	6	10	10
8				4				
6				10				
10				4				
8				8				
4	6							
6								
	8	4	10	8				

2D Shape Trail




Addition Trail





$3 + 6 =$

$0 + 5 =$



$0 + 2 =$

$1 + 1 =$



$3 + 4 =$

$7 + 0 =$




$1 + 8 =$

$9 + 0 =$

$1 + 1 =$

$2 + 0 =$

$1 + 4 =$



$4 + 1 =$

$1 + 6 =$

$3 + 2 =$

$2 + 5 =$

$8 + 1 =$

Letter Match Trail

ABC

r

b

h

e

b

e

r

h

e

B

H

E


R



b

r

h














r

b

h

e

Letter Sound Trail







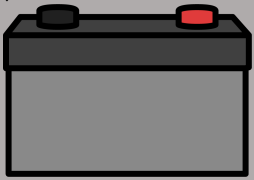
Tt

Bb

Kk

Ww

CVC Word Trail

	get	leg	ten						
red	 <table border="1"><tr><td>-en</td><td>-ed</td></tr><tr><td>-eg</td><td>-et</td></tr></table>				-en	-ed	-eg	-et	vet
-en					-ed				
-eg					-et				
beg					men				
					wed				
pen									
fed		peg							
yet	led	Meg	pet	den					



TERMS OF USE

You May	You May NOT
<ul style="list-style-type: none">● Make as many printed copies as you need for your own classroom and personal use.● Purchase additional licenses for colleagues at a discounted rate by visiting your "My Purchases" tab on TpT.● Save this file to your home or school computer.● Share ONLY the cover page of this product on your blog, social media account, etc. with a link back to the product in my TpT shop.● <u>Thank you for respecting my work.</u>	<ul style="list-style-type: none">● Post <u>ANY</u> part of this document on <u>ANY</u> website, blog, shared clouds or drives, etc. (Including personal, classroom, or school websites)● Share this item with other teachers, your team, or your school/district (either digitally in ANY way or by copying it via a copy machine or printer). Please direct them to this product on TpT.● Sell this item or benefit financially in any way from this file.

Copyright The Printable Princess, Inc. All rights reserved. Permission is granted to make printed copies specifically for student or teacher use by the original purchaser/licensee only. Reproduction of any part of this product for any other purpose is strictly prohibited, which includes but is not limited to: sharing or distributing any part of this product by way of making printed copies, sharing or distributing any part of this product by posting it online (including personal or classroom websites). Posting any part of this product online is detectable and is in violation of The Digital Millennium Copyright Act (DMCA).



let's connect



Just click the buttons above!





Click on the pictures above to check out the [Kindergarten Math and Literacy Games Bundle!](#)