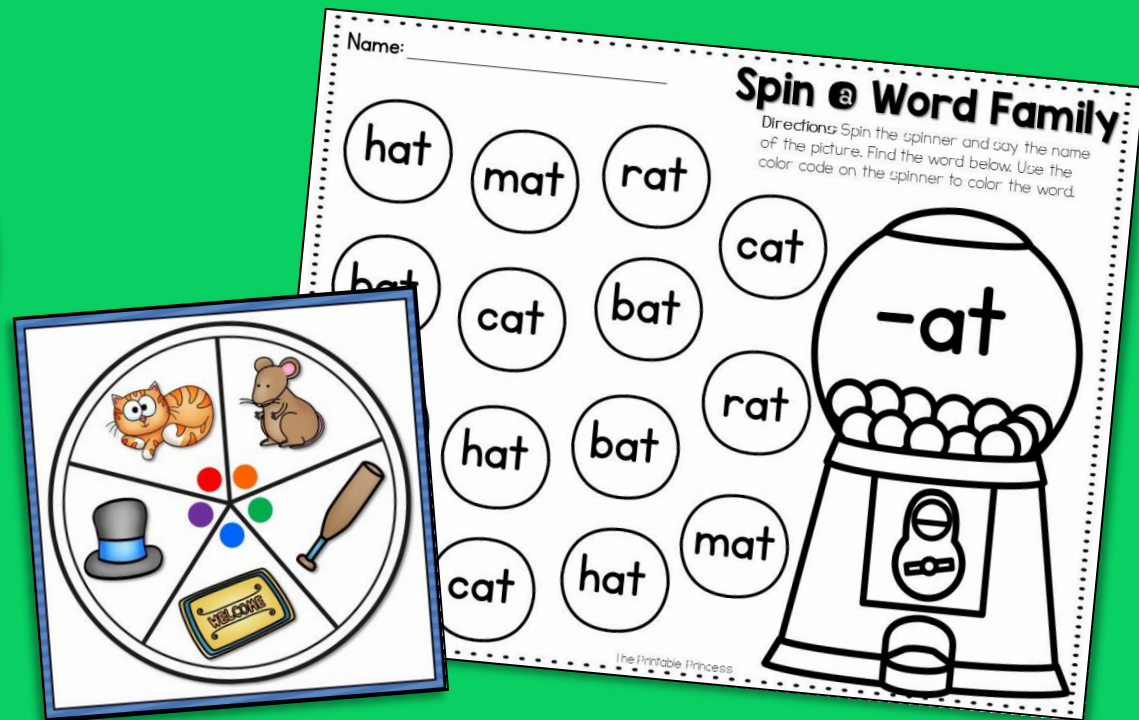






Spin a WORD FAMILY



Short Vowel CVC Words



Created by The Printable Princess



thank you



Thank you so much for purchasing this packet! I sincerely hope you and your students enjoy it. I also hope that you find it helpful and easy to use.

Please Note: This file is licensed for a single classroom use only. You may not sell, share, or redistribute the contents of this packet in any way (electronically or hard copy). If you are planning to share this packet with a colleague or an entire team, please visit my store to purchase additional licenses at a discounted price.



If you are not already doing so, I would love for you to follow me on TpT! It's a great way to stay connected and up-to-date on the latest products and FREEBIES!

Click on the link below to visit my store.

<http://www.teacherspayteachers.com/Store/The-Printable-Princess>

You can also find me on Facebook!

<https://www.facebook.com/ThePrintablePrincess>

If you have any questions, please do not hesitate to e-mail me.

My email address: theprintableprincess@gmail.com

Table of Contents

Word Family	Page Number
-ad	6
-ag	8
-am	10
-an	12
-ap	14
-at	16
-ed	18
-eg	20

Word Family	Page Number
-en	22
-et	24
-ig	26
-in	28
-ip	30
-it	32
-og	34
-op	36

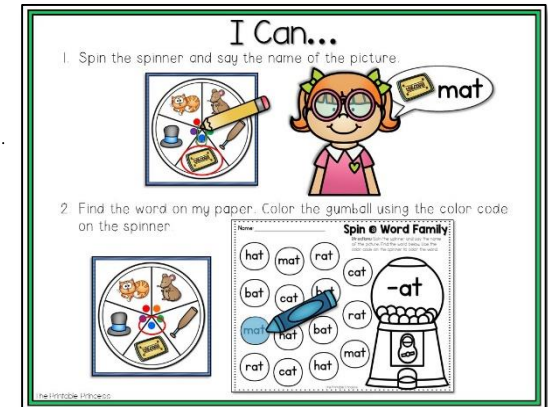

Word Family	Page Number
-ot	38
-ub	40
-ug	42
-um	44
-un	46
-ut	48

About this Activity...

Prep Work: Print, cut out, and laminate the spinner. Print and laminate the "I Can" visual directions page. Print the "Spin a Word Family" recording sheet that corresponds to the spinner. Students will need a paper clip and a pencil to make a spinner. Students can color their answers with crayons, color pencils, markers, or bingo dabbers.

Directions: Students will spin the spinner and say the name of the picture. They will find the word on their paper and color the gumball using the color code on the spinner. They will continue to color and spin until all of the gumballs/words have been colored.

Printing Tip: Be sure to select "fit to page" in your printer settings so that the border does not get cut off during printing! ☺



Name: _____

Spin a Word Family

Directions: Spin the spinner and say the name of the picture. Find the word below. Use the color code on the spinner to color the word.


hat	mat	rat
bat	cat	bat
mat	hat	bat
rat	cat	hat

cat

rat

mat

The Printable Princess



pen
hen
ten
den
men

Name: _____

Spin @ Word Family

Directions: Spin the spinner and say the name of the picture. Find the word below. Use the color code on the spinner to color the word.

ten

den

pen

men

pen

hen

men

hen

ten

den


pen

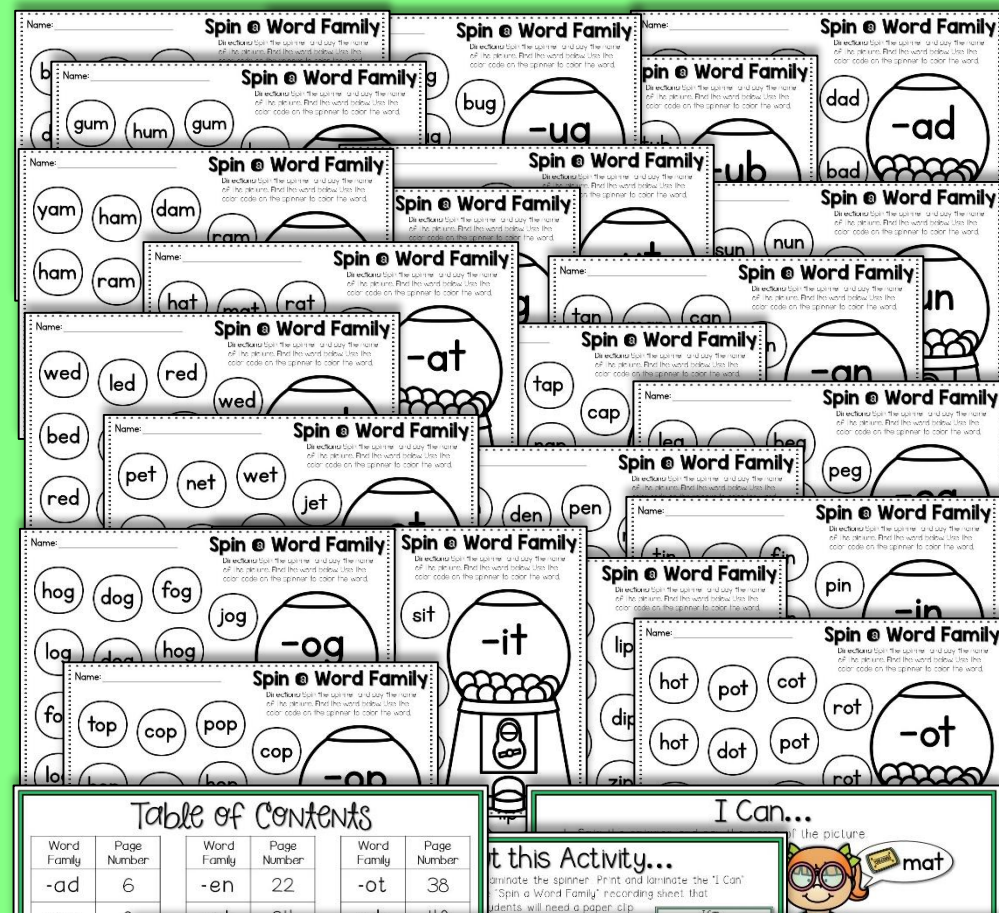
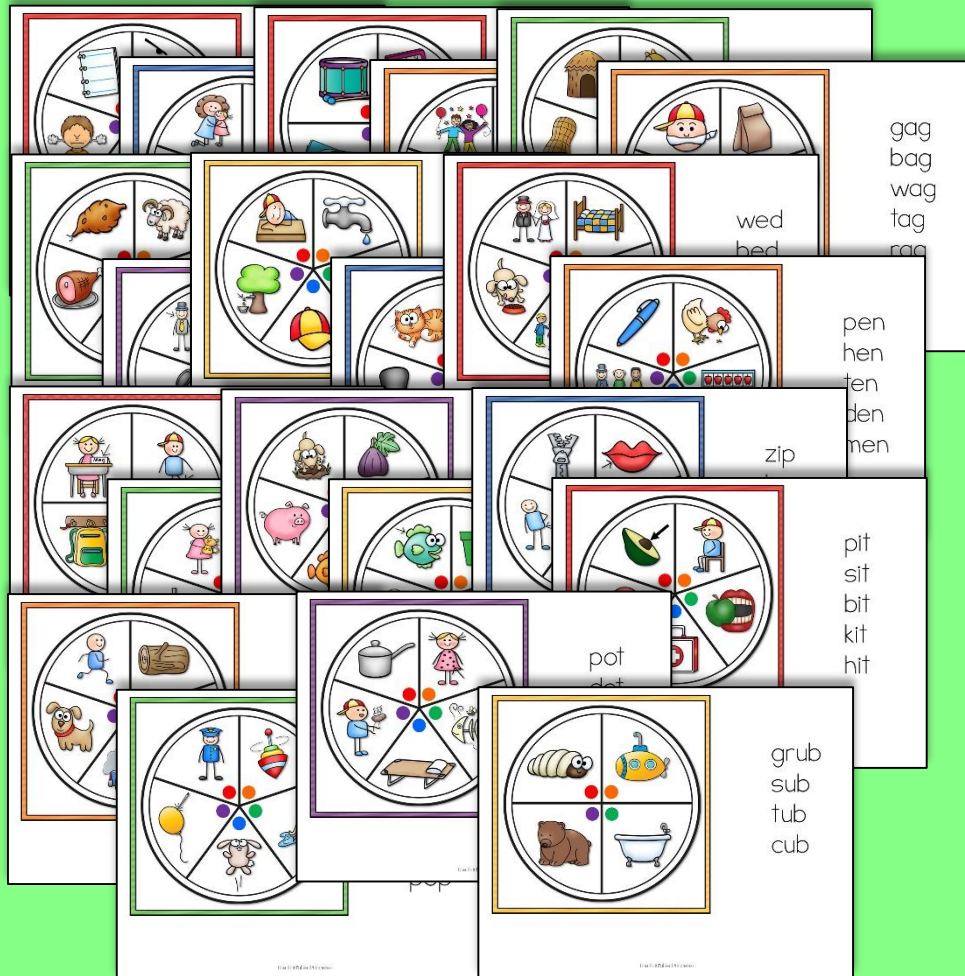
ten

hen

men

den



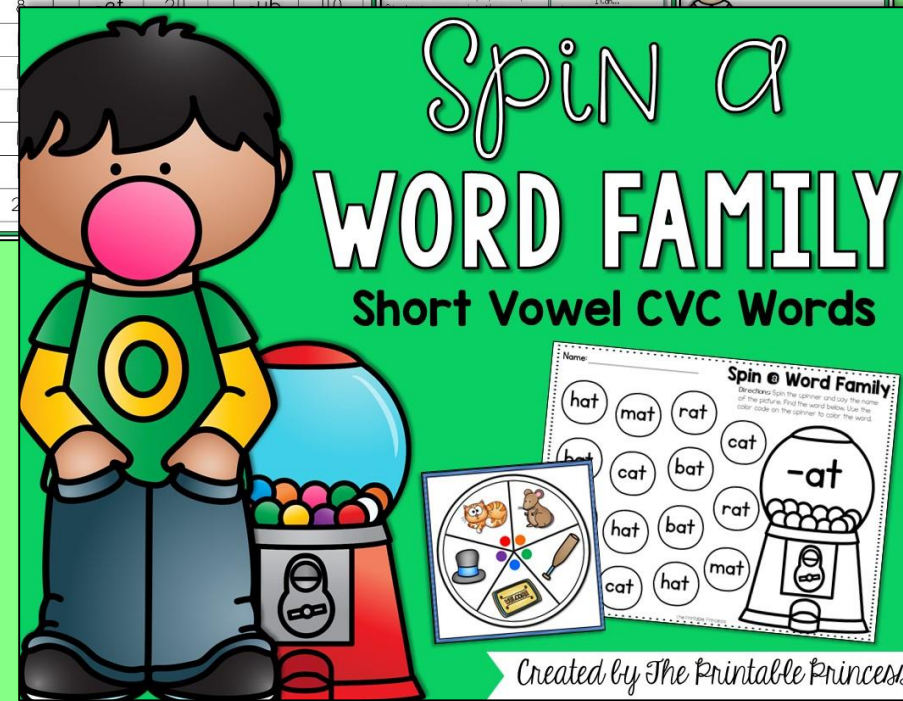


Word Family	Page Number	Word Family	Page Number	Word Family	Page Number
-ad	6	-en	22	-ot	38
-ag	8	-at	24	-ub	44
-am	10	-ed	30	-ug	46
-an	12	-eg	32	-um	48
-ap	14				
-at	16				
-ed	18				
-eg	20				




This easy to prep packet includes:

- 22 short vowel word family spinners with recording sheets
- A table of contents and detailed teacher directions
- Kid friendly "I Can" chart to promote independence



Thank you to the following...




FOR SHARING YOUR TALENT!

Click on the pictures below to check out other word family activities.



The Printable Princess



The Printable Princess



The Printable Princess