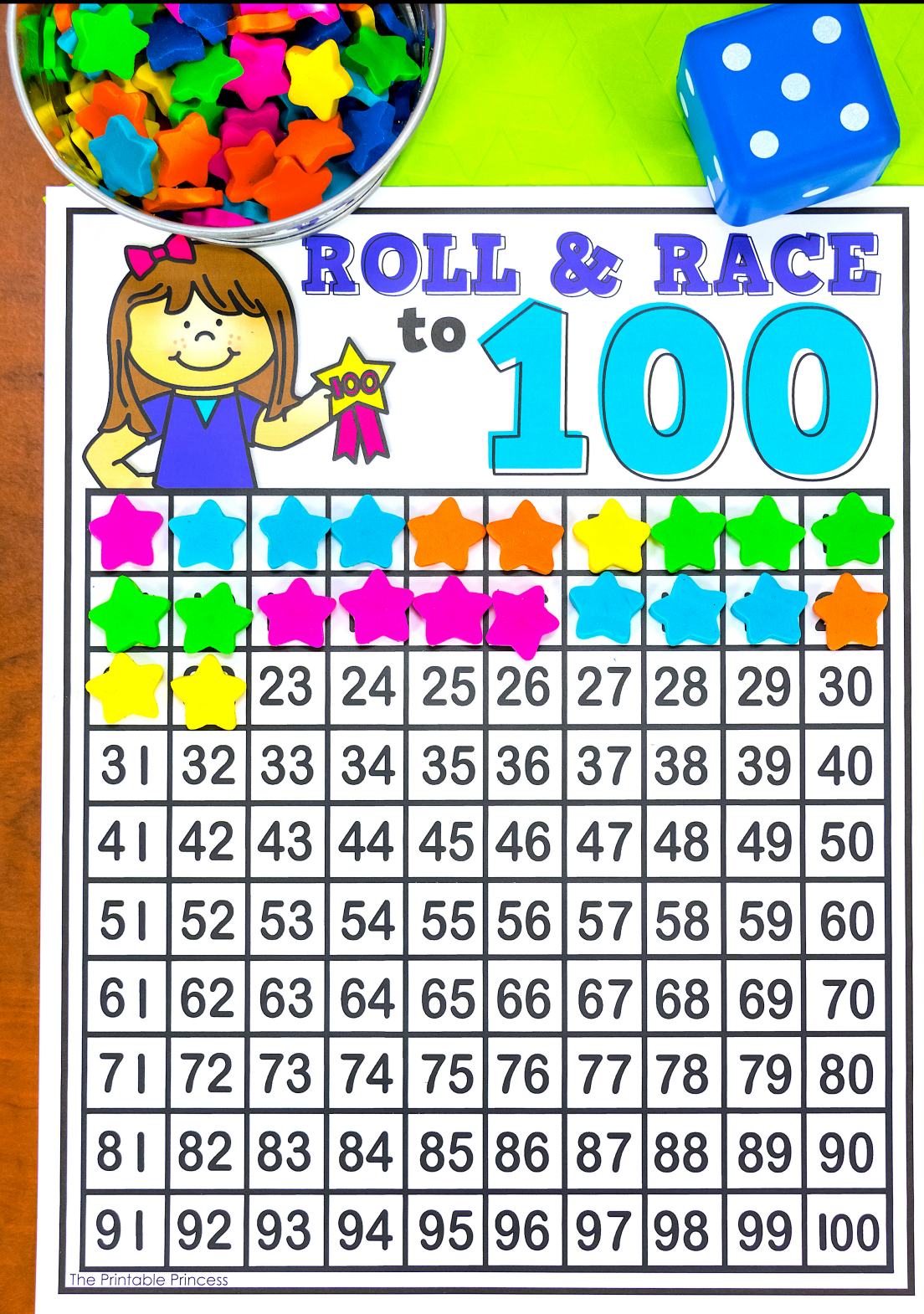


# Roll and Race

## Numbers to 100



Created by The Printable Princess

# Thank You

Thank you so much for purchasing this resource! I sincerely hope you and your students enjoy the activities and that it makes learning fun. I also hope that you find it helpful and easy to use.

**Please Note:** This file is licensed for a single classroom use only. You may not share, redistribute, or sell the contents of this packet in any way (electronically or giving away a hard copy). You may not place any parts of this file on the Internet or school website. If you are planning to share this packet with a colleague or an entire team, please visit my store to purchase additional licenses at a discounted price.


If you are not already doing so, I would love for you to follow me on TpT! It's a great way to stay connected and up-to date on the latest products and FREEBIES!

Click on the link below to visit  
**[The Printable Princess on TpT.](#)**

If you have any questions,  
please do not hesitate to e-mail me.  
**[theprintableprincess@gmail.com](mailto:theprintableprincess@gmail.com)**

Visit my website:

**[www.theprintableprincess.com](http://www.theprintableprincess.com)**





# click on the picture below for MORE 100TH DAY FUN!

glasses gray hair necklace dress cane grandkids

Name: \_\_\_\_\_ 100th Day Write the Room

Directions: Record the word next to the matching picture.

glasses cane mustache necklace dress tie

74 66 29 52 42 32 28 75 30 22

Mystery Picture

1	2	3	4	5	6	7	8	9	10
11	12	13	14	15	16	17	18	19	20
21	22	23	24	25	26	27	28	29	30
31	32	33	34	35	36	37	38	39	40
41	42	43	44	45	46	47	48	49	50
51	52	53	54	55	56	57	58	59	60
61	62	63	64	65	66	67	68	69	70
71	72	73	74	75	76	77	78	79	80
81	82	83	84	85	86	87	88	89	90
91	92	93	94	95	96	97	98	99	100

Name: \_\_\_\_\_

I Can Write 100 Letters

K	n	I	o	H	Y	f	g	r	a
✓	B	F	T	I	q	✓	P	x	J
!	+	z	m	G	f	N	e	D	R
M	Z	J	b	k	o	L	i	c	
H	r	K							

Name: \_\_\_\_\_

What's Missing?

1	2	3	4	5	6	7	8	9	10
11	12	13	14	15	16	17	18	19	20
21	22	23	24	25	26	27	28	29	30
31	32	33	34	35	36	37	38	39	40
41	42	43	44	45	46	47	48	49	50
51	52	53	54	55	56	57	58	59	60
61	62	63	64	65	66	67	68	69	70
71	72	73	74	75	76	77	78	79	80
81	82	83	84	85	86	87	88	89	90
91	92	93	94	95	96	97	98	99	100

Name: \_\_\_\_\_ What's Missing?

Count by 10

Directions: Count by ten and record the number in the box below.

A	B	C
60	80	40
D	E	F
100	20	70
G	H	I
30	90	50

Name: \_\_\_\_\_

100th Day Sentences

Directions: Put the cards in order to make a sentence. Record the sentence next to the matching picture.

Do you have 100 buttons?

Do you have 100 pennies?

Do you have 100 bears?

Do you have 100 trucks?

Name: \_\_\_\_\_



# Roll and Race

To prepare the activity print and laminate the activity mat(s).

Students will need a dot cube and plastic math cubes or mini erasers for this activity.


Students roll the dot cube and cover that many spaces. They continue to roll and cover that many spaces until they reach the number 100. I have students change manipulative colors each roll (see bottom picture).

To cover the number 100, students need to roll the exact number that matches the amount of spaces left to cover. For example, if they are on the number 99 they must roll a 1 to win the game.

Students can also play this game with a partner. Each player will need their own game mat. The first player to reach 100 is the winner. To decide which player begins the game, players will take turns rolling the dot cube once. The player who rolls the larger number goes first.








# ROLL & RACE

to **100**

1	2	3	4	5	6	7	8	9	10
11	12	13	14	15	16	17	18	19	20
21	22	23	24	25	26	27	28	29	30
31	32	33	34	35	36	37	38	39	40
41	42	43	44	45	46	47	48	49	50
51	52	53	54	55	56	57	58	59	60
61	62	63	64	65	66	67	68	69	70
71	72	73	74	75	76	77	78	79	80
81	82	83	84	85	86	87	88	89	90
91	92	93	94	95	96	97	98	99	100



# ROLL & RACE

to **100**

1	2	3	4	5	6	7	8	9	10
11	12	13	14	15	16	17	18	19	20
21	22	23	24	25	26	27	28	29	30
31	32	33	34	35	36	37	38	39	40
41	42	43	44	45	46	47	48	49	50
51	52	53	54	55	56	57	58	59	60
61	62	63	64	65	66	67	68	69	70
71	72	73	74	75	76	77	78	79	80
81	82	83	84	85	86	87	88	89	90
91	92	93	94	95	96	97	98	99	100





# TERMS OF USE

You May	You May NOT
<ul style="list-style-type: none"><li>● Make as many printed copies as you need for your own classroom and personal use.</li><li>● Purchase additional licenses for colleagues at a discounted rate by visiting your "My Purchases" tab on TpT.</li><li>● Save this file to your home or school computer.</li><li>● Share ONLY the cover page of this product on your blog, social media account, etc. with a link back to the product in my TpT shop.</li><li>● <b><u>Thank you for respecting my work.</u></b></li></ul>	<ul style="list-style-type: none"><li>● Post <b><u>ANY</u></b> part of this document on <b><u>ANY</u></b> website, blog, shared clouds or drives, etc. (Including personal, classroom, or school websites)</li><li>● Share this item with other teachers, your team, or your school/district (either digitally in ANY way or by copying it via a copy machine or printer). Please direct them to this product on TpT.</li><li>● Sell this item or benefit financially in any way from this file.</li></ul>

Copyright The Printable Princess, Inc. All rights reserved. Permission is granted to make printed copies specifically for student or teacher use by the original purchaser/licensee only. Reproduction of any part of this product for any other purpose is strictly prohibited, which includes but is not limited to: sharing or distributing any part of this product by way of making printed copies, sharing or distributing any part of this product by posting it online (including personal or classroom websites). Posting any part of this product online is detectable and is in violation of The Digital Millennium Copyright Act (DMCA).



let's connect



Just click the buttons above!

